uniform
thewindowmotive®

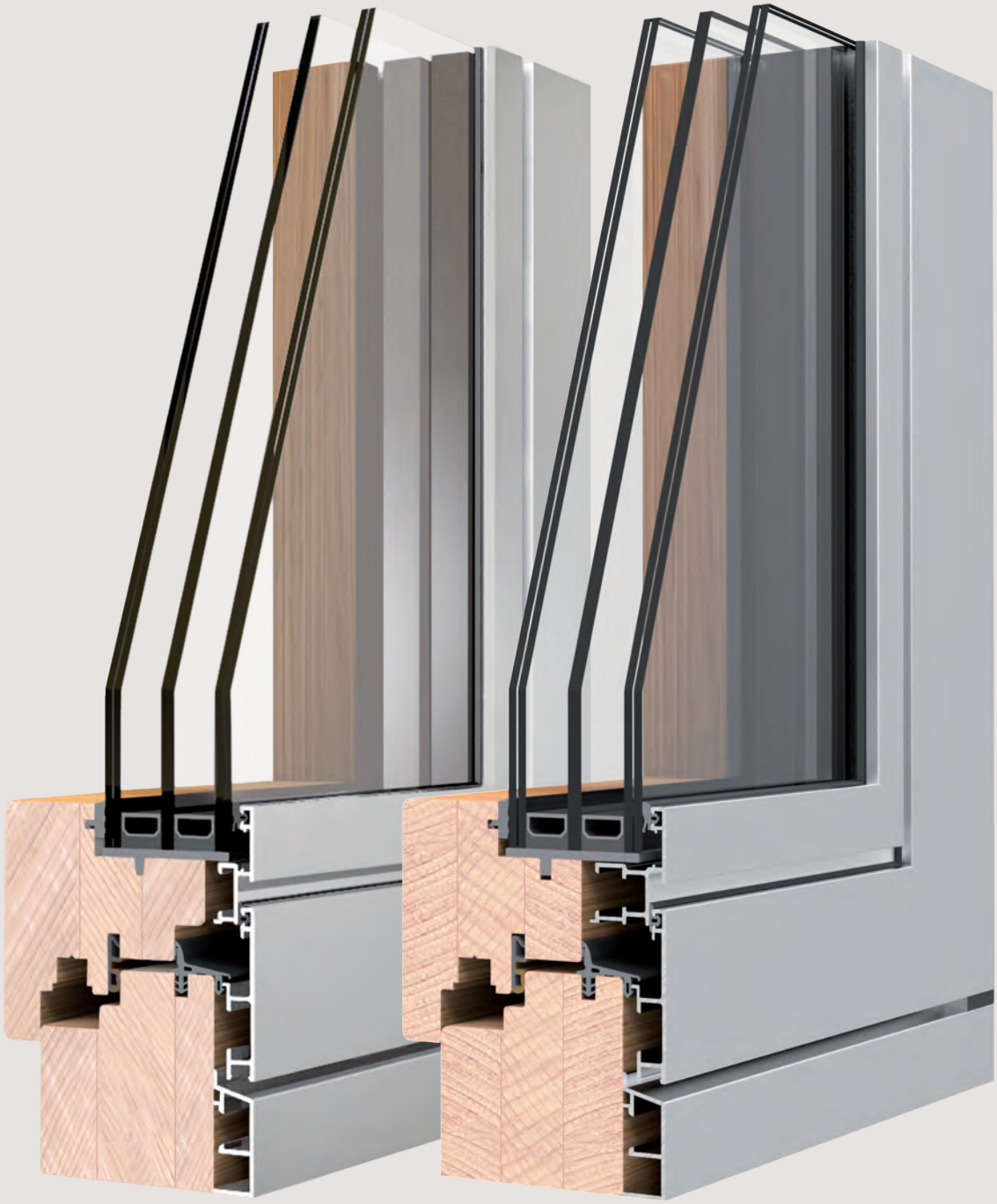

Flat-Line-1

Flat-Line-2

Agg.6 - 10.11.2023

uniform
sistemi per serramenti

SISTEMA

Flat-Line-1

Con la stessa filosofia che ci ha portato alla creazione del sistema Complanare, abbiamo estremizzato il concetto di complanarità con linee ancora più squadrate e volte al design contemporaneo che ne hanno consacrato la sua più completa evoluzione.

Sistema Flat-Line-1
design estremamente rigoroso e geometrie piane

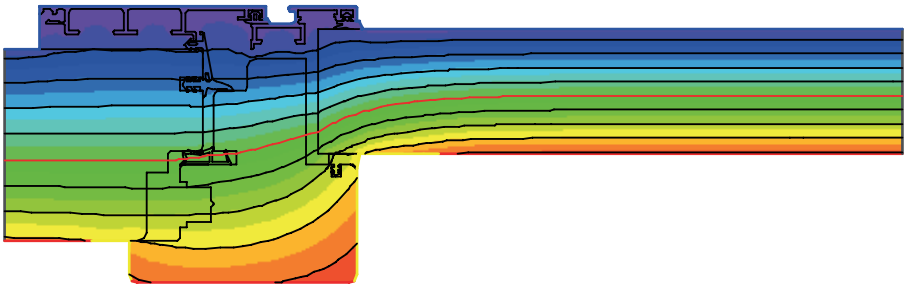

telaio: 68X70
anta: 80X81

Legno Tenero Soft Wood

Uf = 1,3 W/m²K

	Uf	Ug	ψg 0,04	ψg 0,06
triplo vetro	1,3 W/(m²K)	0,6	Uw=0,9 W/(m²K)	Uw=1,0 W/(m²K)
	1,3 W/(m²K)	0,7	Uw=1,0 W/(m²K)	Uw=1,0 W/(m²K)
	1,3 W/(m²K)	0,8	Uw=1,1 W/(m²K)	Uw=1,1 W/(m²K)
	1,3 W/(m²K)	0,9	Uw=1,1 W/(m²K)	Uw=1,2 W/(m²K)
	1,3 W/(m²K)	1	Uw=1,2 W/(m²K)	Uw=1,2 W/(m²K)
doppio vetro	1,3 W/(m²K)	1,1	Uw=1,3 W/(m²K)	Uw=1,3 W/(m²K)
	1,3 W/(m²K)	1,2	Uw=1,3 W/(m²K)	Uw=1,4 W/(m²K)
	1,3 W/(m²K)	1,3	Uw=1,4 W/(m²K)	Uw=1,4 W/(m²K)
	1,3 W/(m²K)	1,4	Uw=1,5 W/(m²K)	Uw=1,5 W/(m²K)
	1,3 W/(m²K)	1,5	Uw=1,5 W/(m²K)	Uw=1,6 W/(m²K)
	1,3 W/(m²K)	1,6	Uw=1,6 W/(m²K)	Uw=1,6 W/(m²K)
	1,3 W/(m²K)	1,7	Uw=1,7 W/(m²K)	Uw=1,7 W/(m²K)
	1,3 W/(m²K)	1,8	Uw=1,7 W/(m²K)	Uw=1,8 W/(m²K)

Legno Duro Hard Wood

Uf = 1,6 W/m²K

	Uf	Ug	ψg 0,04	ψg 0,06
triplo vetro	1,6 W/(m²K)	0,6	Uw=1,0 W/(m²K)	Uw=1,1 W/(m²K)
	1,6 W/(m²K)	0,7	Uw=1,1 W/(m²K)	Uw=1,1 W/(m²K)
	1,6 W/(m²K)	0,8	Uw=1,2 W/(m²K)	Uw=1,2 W/(m²K)
	1,6 W/(m²K)	0,9	Uw=1,2 W/(m²K)	Uw=1,3 W/(m²K)
	1,6 W/(m²K)	1	Uw=1,3 W/(m²K)	Uw=1,3 W/(m²K)
doppio vetro	1,6 W/(m²K)	1,1	Uw=1,4 W/(m²K)	Uw=1,4 W/(m²K)
	1,6 W/(m²K)	1,2	Uw=1,4 W/(m²K)	Uw=1,5 W/(m²K)
	1,6 W/(m²K)	1,3	Uw=1,5 W/(m²K)	Uw=1,5 W/(m²K)
	1,6 W/(m²K)	1,4	Uw=1,6 W/(m²K)	Uw=1,6 W/(m²K)
	1,6 W/(m²K)	1,5	Uw=1,6 W/(m²K)	Uw=1,7 W/(m²K)
	1,6 W/(m²K)	1,6	Uw=1,7 W/(m²K)	Uw=1,7 W/(m²K)
	1,6 W/(m²K)	1,7	Uw=1,8 W/(m²K)	Uw=1,8 W/(m²K)
	1,6 W/(m²K)	1,8	Uw=1,8 W/(m²K)	Uw=1,9 W/(m²K)

NOTE: Calcolo eseguito secondo UNI EN 10077-2:2004 e UNI EN 10077-1:2007.
Dimensioni del campione come da UNI EN ISO 12567-1:2002 (Finestra ad 1 anta LxH:1230x1480mm)
Calcolato sui sistemi standard in riferimento alle sezioni riportate nel catalogo tecnico Uniform.
Il presente calcolo è stato effettuato sulla base delle normative di seguito riportate a puro titolo di analisi e verifica interna.
I risultati ottenuti non costituiscono criterio di conformità, tali risultati potranno essere emessi esclusivamente da un istituto notificato.
Uniform SpA non si assume alcuna responsabilità sui valori indicati nè sul loro utilizzo.
Uniform SpA si riserva il diritto di apporre modifiche in qualsiasi momento senza alcun obbligo di preavviso.
Normative di riferimento: UNI EN 10077-1:2007; UNI EN 10077-2:2004; UNI EN 12524:2001; UNI EN 673:2011;

SISTEMA

Flat-Line-2

Con la stessa filosofia che ci ha portato alla creazione del sistema Complanare, abbiamo estremizzato il concetto di complanarità con linee ancora più squadrate e volte al design contemporaneo che ne hanno consacrato la sua più completa evoluzione.

Sistema Flat-Line-2
design estremamente rigoroso e geometrie piane

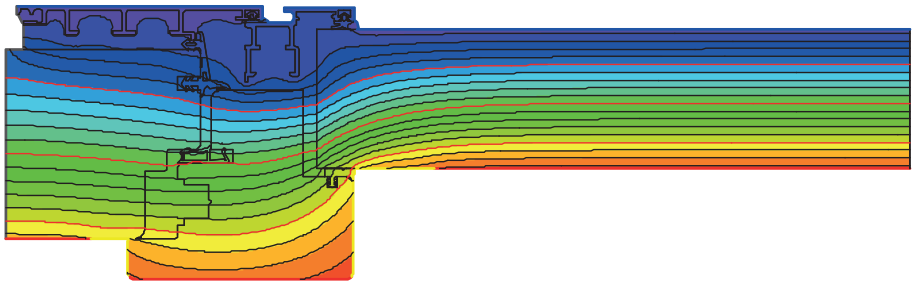

telaio: 68X70
anta: 68X81

Legno Tenero Soft Wood

Uf = 1,4 W/m²K

	Uf	Ug	ψg 0,04	ψg 0,06
triplo vetro	1,4 W/(m²K)	0,6	Uw=1,0 W/(m²K)	Uw=1,0 W/(m²K)
	1,4 W/(m²K)	0,7	Uw=1,0 W/(m²K)	Uw=1,1 W/(m²K)
	1,4 W/(m²K)	0,8	Uw=1,1 W/(m²K)	Uw=1,1 W/(m²K)
	1,4 W/(m²K)	0,9	Uw=1,2 W/(m²K)	Uw=1,2 W/(m²K)
	1,4 W/(m²K)	1	Uw=1,2 W/(m²K)	Uw=1,3 W/(m²K)
doppio vetro	1,4 W/(m²K)	1,1	Uw=1,3 W/(m²K)	Uw=1,3 W/(m²K)
	1,4 W/(m²K)	1,2	Uw=1,4 W/(m²K)	Uw=1,4 W/(m²K)
	1,4 W/(m²K)	1,3	Uw=1,4 W/(m²K)	Uw=1,5 W/(m²K)
	1,4 W/(m²K)	1,4	Uw=1,5 W/(m²K)	Uw=1,5 W/(m²K)
	1,4 W/(m²K)	1,5	Uw=1,6 W/(m²K)	Uw=1,6 W/(m²K)
	1,4 W/(m²K)	1,6	Uw=1,6 W/(m²K)	Uw=1,7 W/(m²K)
	1,4 W/(m²K)	1,7	Uw=1,7 W/(m²K)	Uw=1,7 W/(m²K)
	1,4 W/(m²K)	1,8	Uw=1,8 W/(m²K)	Uw=1,8 W/(m²K)

Legno Duro Hard Wood

Uf = 1,7 W/m²K

	Uf	Ug	ψg 0,04	ψg 0,06
triplo vetro	1,7 W/(m²K)	0,6	Uw=1,1 W/(m²K)	Uw=1,1 W/(m²K)
	1,7 W/(m²K)	0,7	Uw=1,1 W/(m²K)	Uw=1,2 W/(m²K)
	1,7 W/(m²K)	0,8	Uw=1,2 W/(m²K)	Uw=1,2 W/(m²K)
	1,7 W/(m²K)	0,9	Uw=1,3 W/(m²K)	Uw=1,3 W/(m²K)
	1,7 W/(m²K)	1	Uw=1,3 W/(m²K)	Uw=1,4 W/(m²K)
doppio vetro	1,7 W/(m²K)	1,1	Uw=1,4 W/(m²K)	Uw=1,4 W/(m²K)
	1,7 W/(m²K)	1,2	Uw=1,5 W/(m²K)	Uw=1,5 W/(m²K)
	1,7 W/(m²K)	1,3	Uw=1,5 W/(m²K)	Uw=1,6 W/(m²K)
	1,7 W/(m²K)	1,4	Uw=1,6 W/(m²K)	Uw=1,6 W/(m²K)
	1,7 W/(m²K)	1,5	Uw=1,7 W/(m²K)	Uw=1,7 W/(m²K)
	1,7 W/(m²K)	1,6	Uw=1,7 W/(m²K)	Uw=1,8 W/(m²K)
	1,7 W/(m²K)	1,7	Uw=1,8 W/(m²K)	Uw=1,8 W/(m²K)
	1,7 W/(m²K)	1,8	Uw=1,9 W/(m²K)	Uw=1,9 W/(m²K)

NOTE: Calcolo eseguito secondo UNI EN 10077-2:2004 e UNI EN 10077-1:2007.
Dimensioni del campione come da UNI EN ISO 12567-1:2002 (Finestra ad 1 anta LxH:1230x1480mm)
Calcolato sui sistemi standard in riferimento alle sezioni riportate nel catalogo tecnico Uniform.
Il presente calcolo è stato effettuato sulla base delle normative di seguito riportate a puro titolo di analisi e verifica interna.
I risultati ottenuti non costituiscono criterio di conformità, tali risultati potranno essere emessi esclusivamente da un istituto notificato.
Uniform SpA non si assume alcuna responsabilità sui valori indicati nè sul loro utilizzo.
Uniform SpA si riserva il diritto di apporre modifiche in qualsiasi momento senza alcun obbligo di preavviso.
Normative di riferimento: UNI EN 10077-1:2007; UNI EN 10077-2:2004; UNI EN 12524:2001; UNI EN 673:2011;

Indice generale
General index

Introduzione e istruzioni generali di montaggio — Pag. 02
Introduction and general instructions for assembly

Sezioni finestra — Pag. 16
Window sectional views

Sezioni porta — Pag. 24
Door sectional views

Sezioni traversi intemedi anta e sprossen — Pag. 28-29
Sectional views of mid transoms within the sash

Sezioni per anta con maniglia passante — Pag. 33
Sectional views of the sash profile suitable for lever-lever and security lock

Sezioni fissi e combinazioni fissi/apribili — Pag. 36
Sectional views of the fixed lights, integrated with operable units

Soluzioni per finestre accoppiate — Pag. 41
Solutions for adjacent windows

Sezioni con guide per tapparelle e zanzariere — Pag. 44
Sectional views with roller shutter vertical rails and fly screens

Sezioni su Facciata Unitherm — Pag. 52
Sectional views of windows integrated with unitherm curtain wall frameworks

Soluzioni per pannellature e portoncini d'ingresso — Pag. 53
Solutions for panelled sashes and entrance doors

Scorrevole parallelo(RS) — Pag. 56
Parallel slider

Bilico orizzontale — Pag. 58
Horizontal pivot

Aperture esterne/Antipanico — Pag. 60
Outward opening door with panic pushbar

Riepiloghi — Pag. 63
Summary

	✓	⊘	ℹ
I)Traverso intermedio anta D)Sprossen in Flügel E)Travesanos intermedios de la hoja F)Traverses intermédiaires vantail UK)Sash intermediate rails	●		
I)Inglesine(con incollaggio al vetro) D)Vorsatzsprosse E)Travesanos F)Traverses UK)Attachment crossbar	●		
I)Anta maggiorata per maniglia passante D)Verbreiteter Flügel für Griff E)Hoja mayiorada para manilla pasante F)Vantail augmenté pour poignée à l'extérieure UK)Sash enlarged for exterior handle	●		
I)Finestra con sopra/sottoluce fisso D)Fenster mit Ober/Unterlicht fix E)Ventana con sobreluz/antepecho fijo F)Fenêtre avec partie fixe sous/au-dessus de la traverse UK)Fixed glazing	●		
I)Finestra con fisso laterale D)Fenster mi seitlichen Fixelement E)Ventana con fijo lateral F)Fenêtre avec fixe latéral UK)Side-fixed glazing	●		
I)Piantoni e traversi intermedi telaio D)Rahmen mit Kämpfer und Setzholz E)Montantes y travesaños intermedios del marco F)Meneaux et traverses intermédiaires du dormant UK)Sash intermidiate mullions and transoms	●		
I)Finestre accoppiate D)Gekoppelte Fenster E)Ventanas acopladas F)Fenêtres assemblées UK)Assembled windows	●		
I)Inserimento per tapparelle D)Rolladenführungsprofile E)Encaje para celosías F)Prédisposition pour insérer les volets roulants UK)Arrangement for roller shutters	●		
I)Inserimento zanzariere D)Einführung Fliegengitter E)Encaje para mosquiteras F)Prédisposition pour insérer les moustiquaires UK)Arrangement for fly screens	●		
I)Telaio per ristrutturazione D)Rahmen für Renovierung E)Marco para rehabilitación F)Cadre pour rénovation UK)Frame for renovation		●	
I)Inserimento in facciata D)Einspannelement für Fassade E)Encaje en fachada F)Prédisposition pour l'insértion en façade UK)Insertion window for curtain walll	●		
I)Scorrevole parallelo D)Paralle-Schiebefenster E)Corredera paralela F)Coulissant parallèle UK)Parallel-sliding windows	●		
I)Bilico orizzontale D)Schwingfenster E)Basculante horizontal F)Fenetre basculant pivotant horizontal UK)Swing windows	●		
I)Apertura esterna/antipanico D)Fenster/Türen nach aussen öffnend E)Apertura exterior antipánico F)Ouverture vers l'extérieure/antipanique UK)Window/Door opening outwards	●		
I)Alzante scorrevole D)Hebe/Shiebentüren E)Corredera elevadora F)Levant-coulissant UK)Lifting sliding door	●		Vedere catalogo HS *See Lift-Sliding catalogue*
I)Fuorisquadra D)Schrägelement E)Fuera de scuadra F)Hors-équerre UK)Out-of-square window	●		
I)Serramento ad arco D)Rundbogenfenster E)Cerramiento curvado F)Châssis cintré UK)Curved window	●		

Sistema Flat-Line

Requisiti	Norma di classificazione	Caratteristiche
Trasmittanza termica nodo finestra(Uf)	UNI EN ISO 10077-2	1,3/1,4 W/m²· K
Tenuta all'acqua	UNI EN 1027-12208	Classe 9A
Permeabilità all'aria	UNI EN 1026-12207	Classe 4
Resistenza al carico di vento	UNI EN 12211-12210	C4
Capacità portante del dispositivo di sicurezza	UNI EN 14351-1	350 N

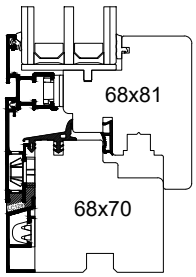

Struttura in legno
La struttura in legno è predisposta per l'utilizzo di ferramenta antieffrazione con asse 9 o 13mm.
La struttura, internamente, prevede l'utilizzo di almeno una guarnizione centrale su tutto il perimetro dell'anta o del telaio.
Le specifiche tecniche delle battute e della squadratura sono indicate nel seguente catalogo. Le geometrie interne e la tipologia di vetro sono a discrezione del produttore.

Telai in alluminio
I profili in alluminio vengono realizzati in lega EN AW6060 T5 forniti come da EN 12020-1 e tolleranze EN 12020-2.
Verniciatura secondo regolamento Qualicoat o con trattamento di ossidazione anodica in classe 15 secondo specifiche del marchio EURA EWAA QUALONOD.

Fissaggio dei telai e altri accessori
Il fissaggio dei telai avviene tramite clips di supporto in materiale plastico fissate tramite vite,o in particolari casi ad incastro, con la parte lignea.
Consentono l'unione ottimale tra il legno e il metallo alla distanza di 5mm al fine di eliminare la eventuale condensa e garantire la perfetta aerazione della zona di accoppiamento, nonchè l'eventuale smontaggio e consentendo una dilatazione libera da tensioni.

Guarnizioni
I telai sono rivestiti da una guarnizione perimetrale in EPDM (con incollaggio sugli angoli) che consente l'unione della parte in legno a quella metallica, garantendone la perfetta sigillatura e scarico dell'acqua. Sul vetro viene montata una guarnizione in EPDM coestruso con componente espanso in appoggio sul vetro.
Sul profilo telaio alluminio viene montata una guarnizione in EPDM coestruso per evitare il contatto diretto tra le componenti metalliche.

Flat-Line System

Requirements	Classification norm	Features
Thermal transmittance(Uf)	UNI EN ISO 10077-2	1,3/1,4 W/m²· K
Water-tightness	UNI EN 1027-12208	Classe 9A
Air-tightness	UNI EN 1026-12207	Classe 4
Wind-tightness	UNI EN 12211-12210	C4
Load-bearing capacity	UNI EN 14351-1	350 N

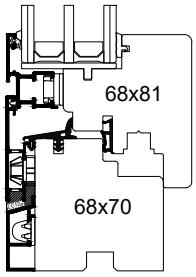

Wood structure
The wood structure is designed to implement anti burglary hardware featuring axis 9 or 13mm.
Internally, the structure encompasses at least one central gasket on the whole perimeter either of the sash or of the frame. The following catalogue contains the technical specifications of the rebates for adjusting the tools. The internal silhouette of the profiles and the typology of glazing are at the discretion of the window manufacturer.

Aluminum frames
The aluminum profiles are made of EN AW6060 T5 alloy according to EN 12020-1 in respect of tolerances EN 12020-2. Powder coating is performed in conformity with QUALICOAT regulations; anodization process is performed in class 15 according to the specifications of EURA EWAA QUALONOD.

Assembly of the aluminum frames and other accessories
Alu frames are fixed to the wood by means of plastic clips, either screwed to or embedded into the wood. The clips allow an optimum space between the wood and the metal frames at the correct distance of 5mm, thus allowing neutralization of the materials' dilatation, moisture removal through good ventilation, as well as easy release of the alu frames by rotating the clips.

Gaskets

The alu frames are equipped with a perimetral gasket in EPDM (with glued corners) aimed at bridging the gap between the wood part and the metal part, thus ensuring perfect sealing and water drainage. Glass is backbedded by a gasket in EPDM that features coextrusion between soft and harder rubber. The alu frames are equipped with EPDM gasket to avoid direct contact between glass and metal components.

A1: battuta 18mm

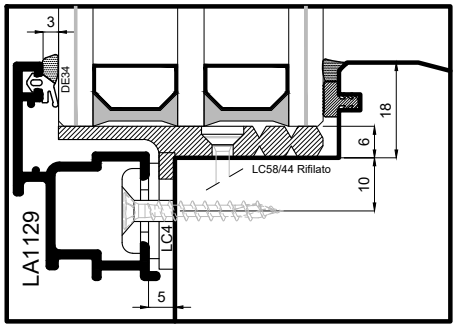

A2: battuta 20mm

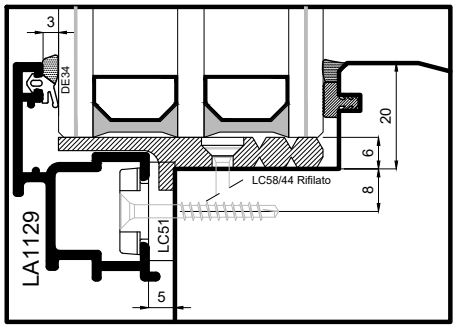

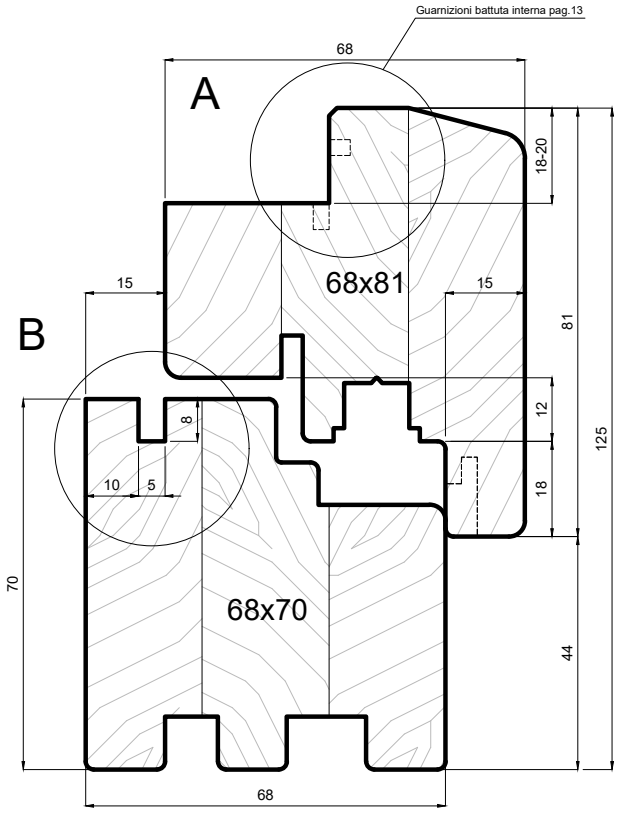

B1: incastro 10+5 battuta 15mm

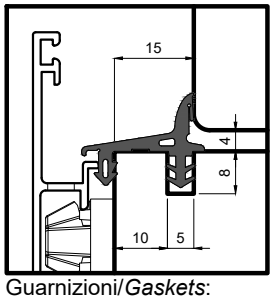

Guarnizioni/*Gaskets*:
DE27
DE126

B2: incastro 10+5 battuta 20mm

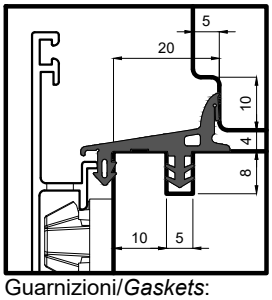

Guarnizioni/*Gaskets*:
DE28
DE100

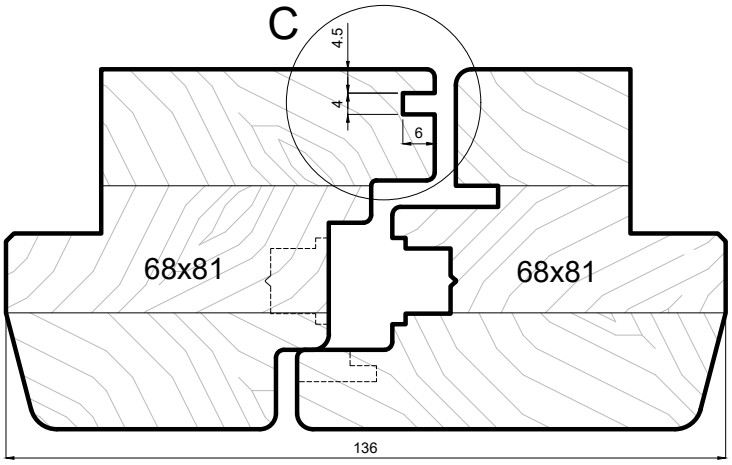

B3: incastro 15+5 battuta 20mm

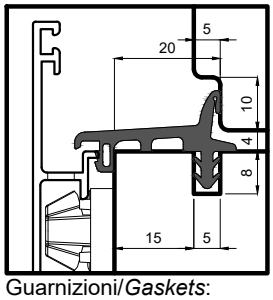

Guarnizioni/*Gaskets*:
DE81

B4: incastro per clips senza vite

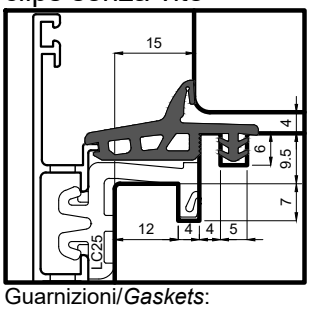

Guarnizioni/*Gaskets*:
DE147

C1: incastro per DE30

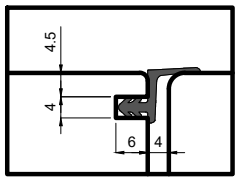

Guarnizioni/*Gaskets*:
DE30
DE121

C2: incastro per DE402

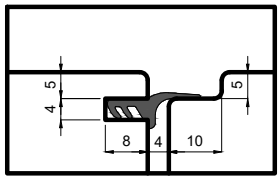

Guarnizioni/*Gaskets*:
DE402

Sistema Flat-Line

uniform

Scala

IT Sezioni per serramento Legno/alluminio con battuta anta 15mm
DE Fenster mit Außenprofilierung Flügel 15mm
ES Ventana con galce del escuadrado de la hoja de 15mms
FR Fenêtre avec recouvrement épaisseur 15mm sur ouvrant
UK Sectional views of wood-alu window with sash rebate 15mm

A1: battuta 18mm

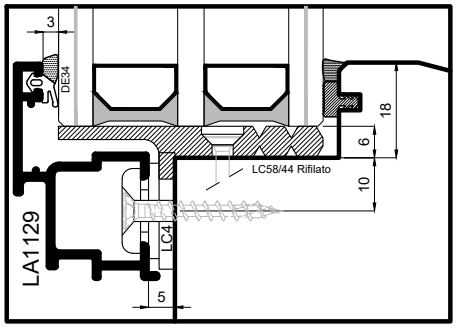

A2: battuta 20mm

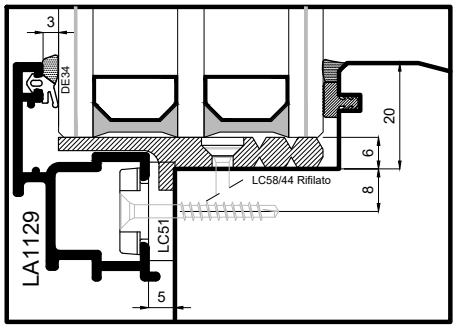

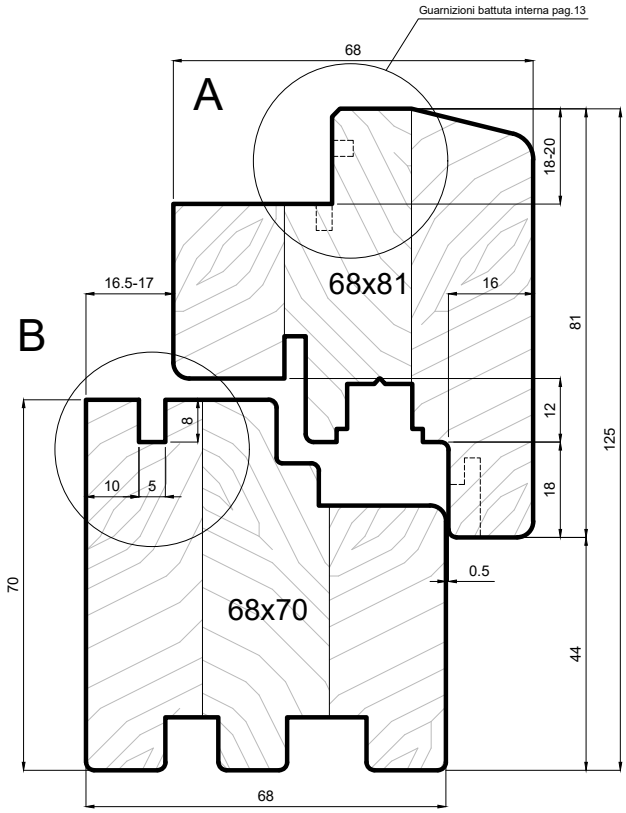

B1: incastro 10+5 battuta 16.5mm

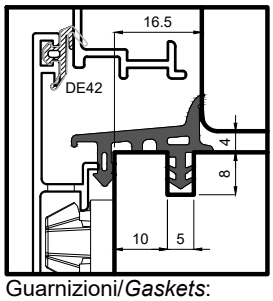

Guarnizioni/*Gaskets*:
DE59
DE129

B2: incastro 10+5 battuta 21.5mm

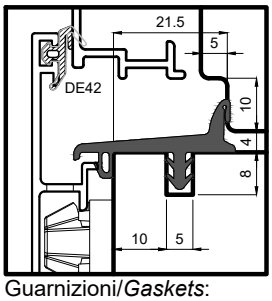

Guarnizioni/*Gaskets*:
DE60

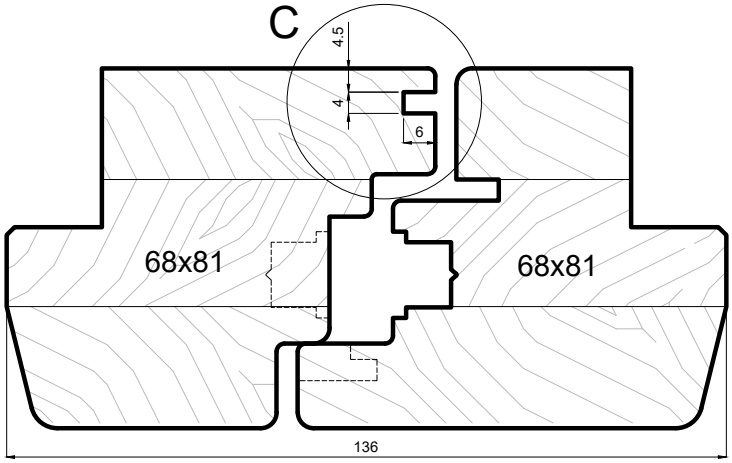

B3: incastro per clips senza vite

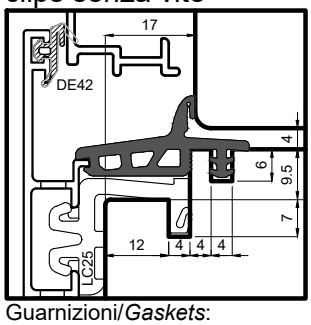

Guarnizioni/*Gaskets*:
DE149

C1: incastro per DE30

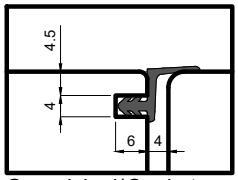

Guarnizioni/*Gaskets*:
DE30
DE121

C2: incastro per DE402

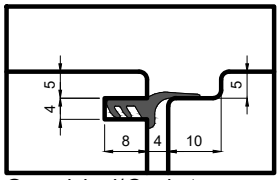

Guarnizioni/*Gaskets*:
DE402

Sistema Flat-Line

uniform

Scala

IT Sezioni per serramento Legno/alluminio con battuta anta 17mm
DE Fenster mit Außenprofilierung Flügel 17mm
ES Ventana con galce del escuadrado de la hoja de 17mms
FR Fenêtre avec recouvrement épaisseur 17mm sur ouvrant
UK Sectional views of wood-alu window with sash rebate 17mm

A1: battuta 18mm

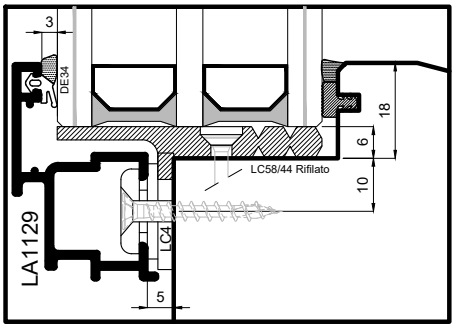

A2: battuta 20mm

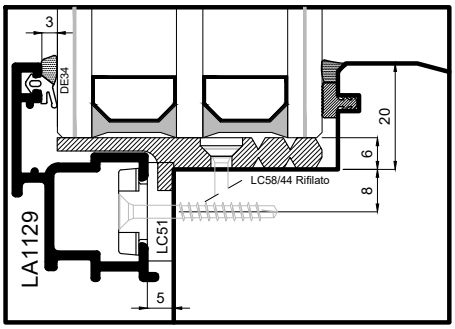

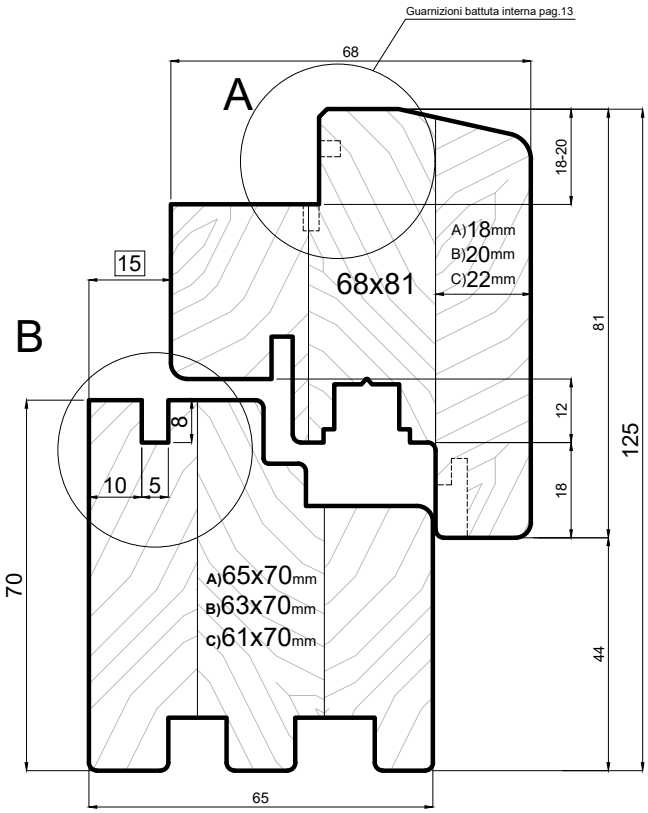

B1: incastro 10+5 battuta 15mm

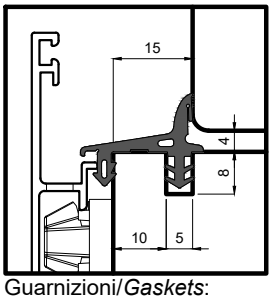

Guarnizioni/*Gaskets*:
DE27
DE126

B2: incastro 10+5 battuta 20mm

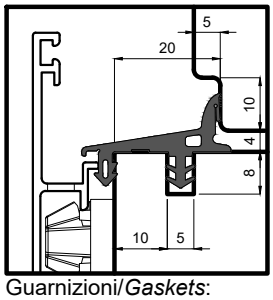

Guarnizioni/*Gaskets*:
DE28
DE100

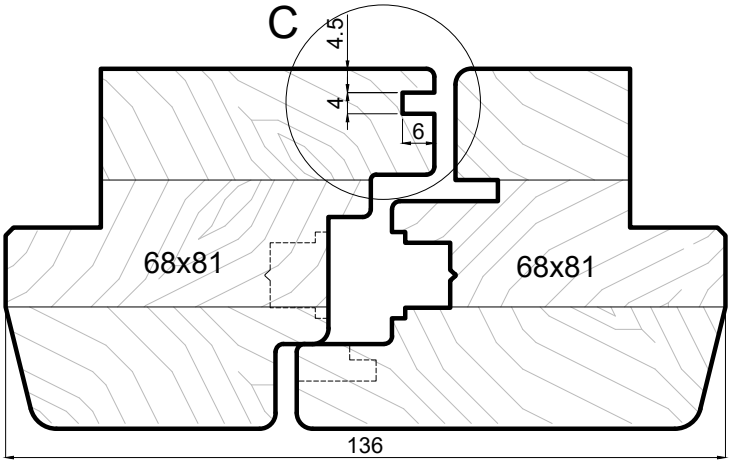

B3: incastro 15+5 battuta 20mm

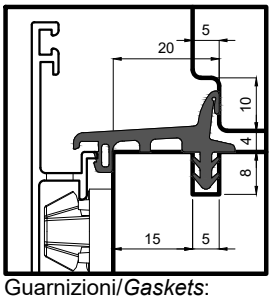

Guarnizioni/*Gaskets*:
DE81

B4: incastro per clips senza vite

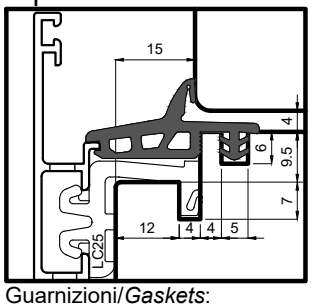

Guarnizioni/*Gaskets*:
DE147

C1: incastro per DE30

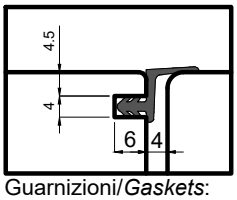

Guarnizioni/*Gaskets*:
DE30
DE121

C2: incastro per DE402

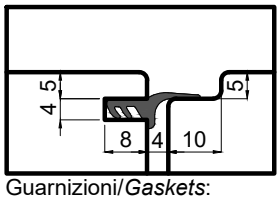

Guarnizioni/*Gaskets*:
DE402

Sistema Flat-Line

uniform

Scala

IT Sezioni per serramento Legno/alluminio con battuta anta 18-20-22mm
DE Fenster mit Außenprofilierung Flügel 18-20-22mm
ES Ventana con galce del escuadrado de la hoja de 18-20-22mms
FR Fenêtre avec recouvrement épaisseur 18-20-22mm sur ouvrant
UK Sectional views of wood-alu window with sash rebate 18-20-22mm

A1: battuta 18mm

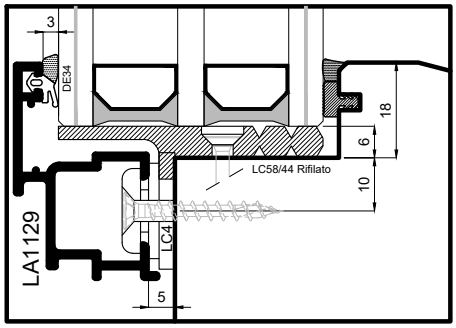

A2: battuta 20mm

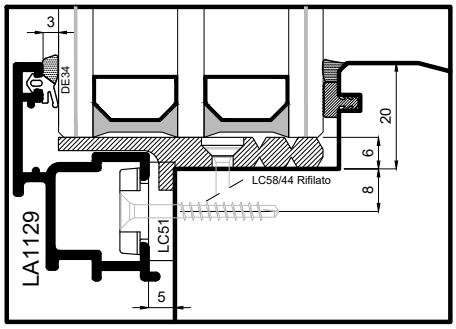

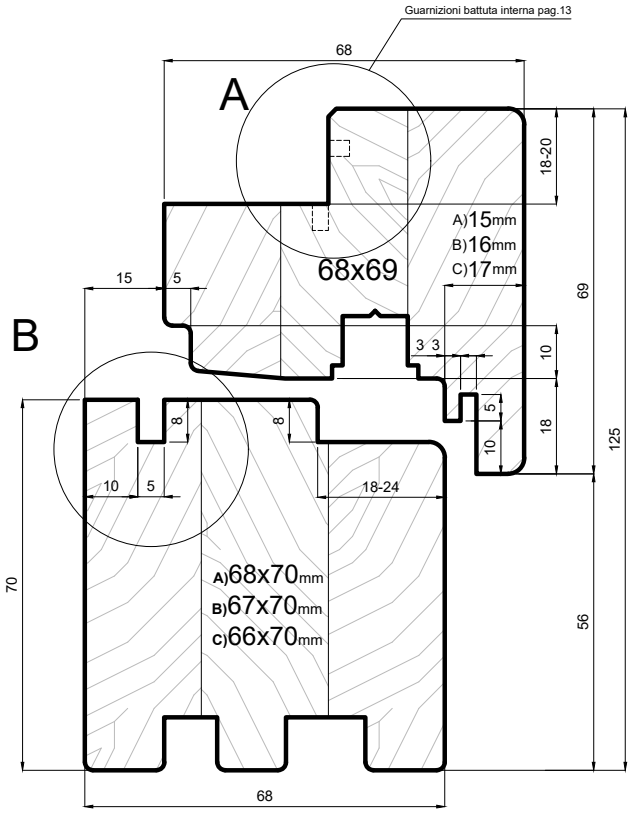

B1: incastro 10+5 battuta 15mm

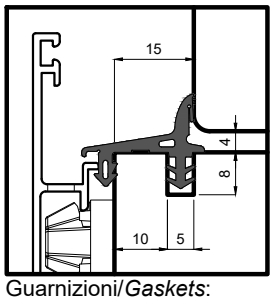

Guarnizioni/*Gaskets*:
DE27
DE126

B2: incastro 10+5 battuta 20mm

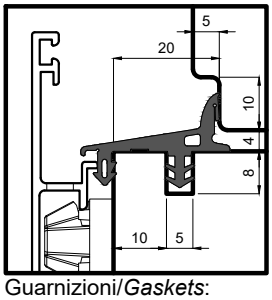

Guarnizioni/*Gaskets*:
DE28
DE100

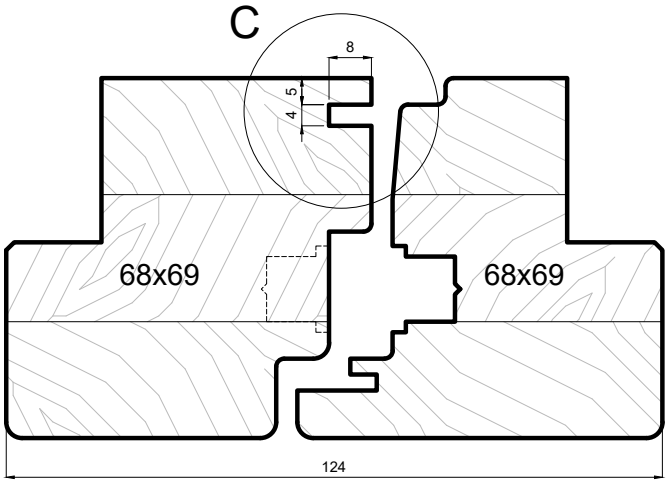

B3: incastro 15+5 battuta 20mm

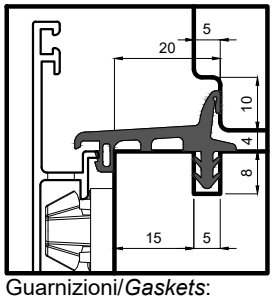

Guarnizioni/*Gaskets*:
DE81

B4: incastro per clips senza vite

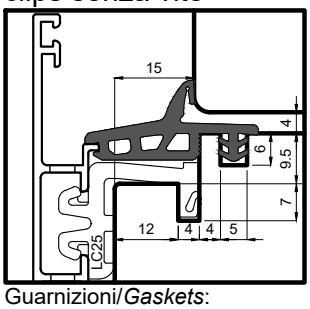

Guarnizioni/*Gaskets*:
DE147

C1: incastro per DE30

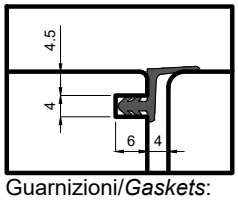

Guarnizioni/*Gaskets*:
DE30
DE121

C2: incastro per DE402

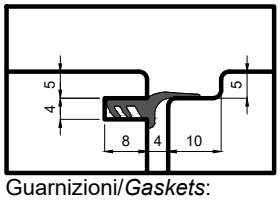

Guarnizioni/*Gaskets*:
DE402

Sistema Flat-Line

uniform

Scala

IT Sezioni per serramento Legno/alluminio con battuta anta 15mm
DE Fenster mit Außenprofilierung Flügel 15mm
ES Ventana con galce del escuadrado de la hoja de 15mms
FR Fenêtre avec recouvrement épaisseur 15mm sur ouvrant
UK Sectional views of wood-alu window with sash rebate 15mm

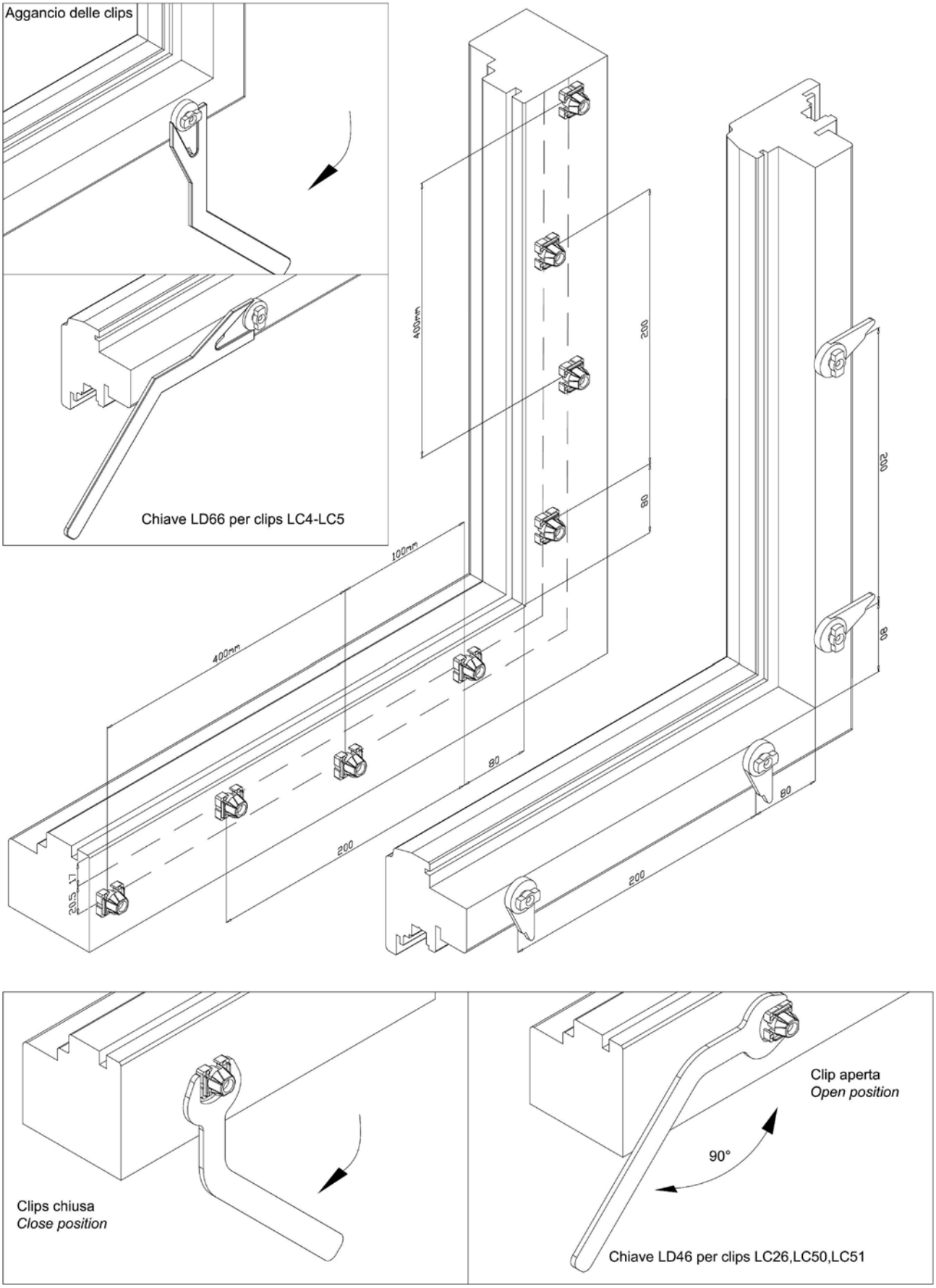

Sistema Flat-Line

uniform

Scala

IT Montaggio delle clips
DE Montage der Drehklips
ES Montaje de las clips
FR Montage des clips
UK Installation of clips

Variante con clips auto-riferimento per telaio e guarnizione premontata

Fasi di montaggio:

1)posizionare le 2 clips unite con riferimento all'interno telaio in legno Avvitare la clip inferiore(B)
2)Staccare la clip superioe(A)
3)Avvitare la clip superiore A sfalsandola dalla precedente di 100mm
4)Montaggio della guarnizione perimetrale(DE87-DE129) sul telaio in legno
5)montaggio a pressione del telaio in alluminio

Assembly steps

1)position the pair of clips joined together, using the frame's internal dimension as reference point: screw the lower clip onto the wood (B)
2)Detach the upper clip (A)
3)screw the upper clip A into the wood, shifting its position of 100mm after the previous clip
4)fit the perimetral gasket into the wood frame
5)press the alu cladding frame onto the clips

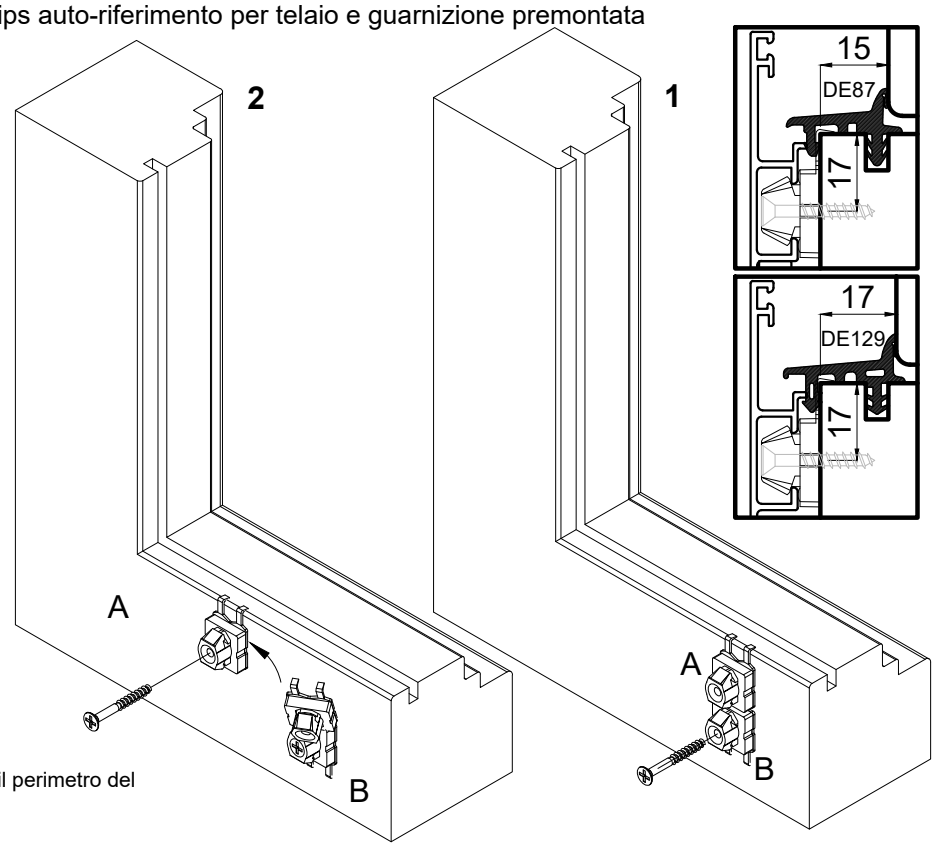

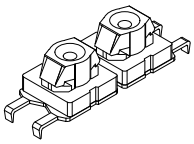

LC50/A

Da utilizzare su tutto il perimetro del telaio

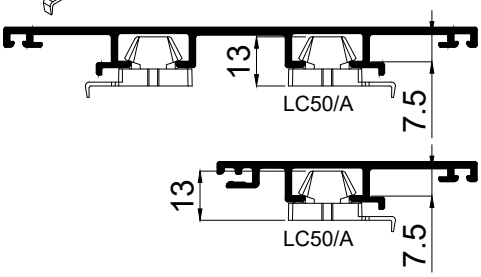

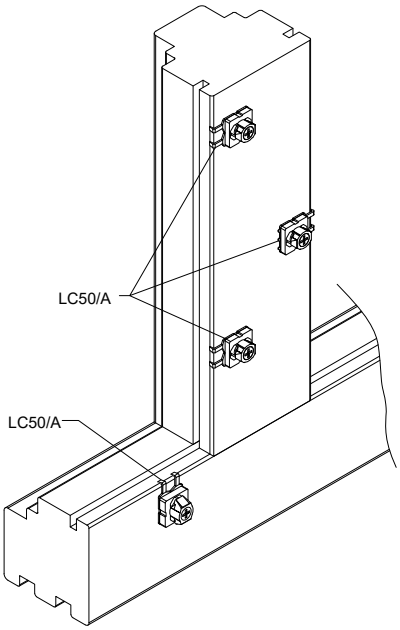

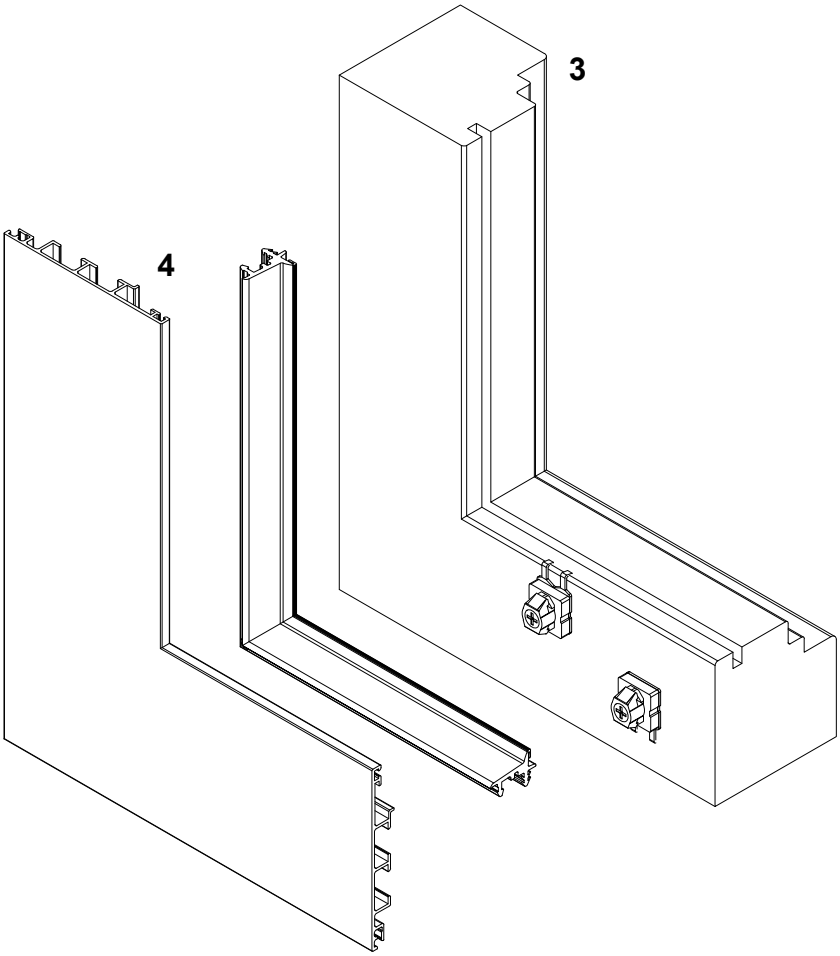

Sistema Flat-Line

uniform

Scala

IT Montaggio delle clips con autoposizionamento sul telaio
DE Montage System für "Selbstposizionierung" Klips für Rahmen
ES Montaje del sistema con clips "con autoajuste" en el marco
FR Montage système avec clips du dormant "autopositionnants"
UK Assembly of the clips with automatic positioning onto the frame

Codice Clips *Clip code*	Codice Dima Dima code
LC4-LC4/7	LD47
LC26-LC50	LD48
LC62	LD49
LC81	LD50

Dima regolabile LD47 per clips LC4
-

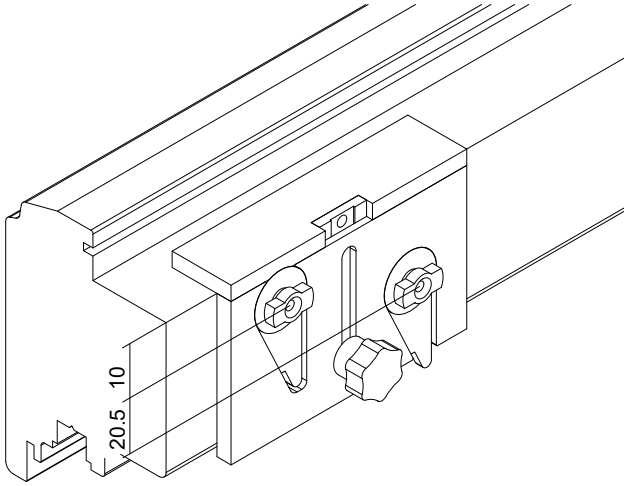

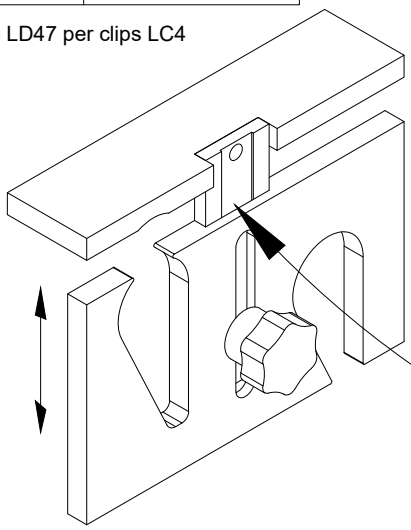

Barra millimetrata per regolazione interasse

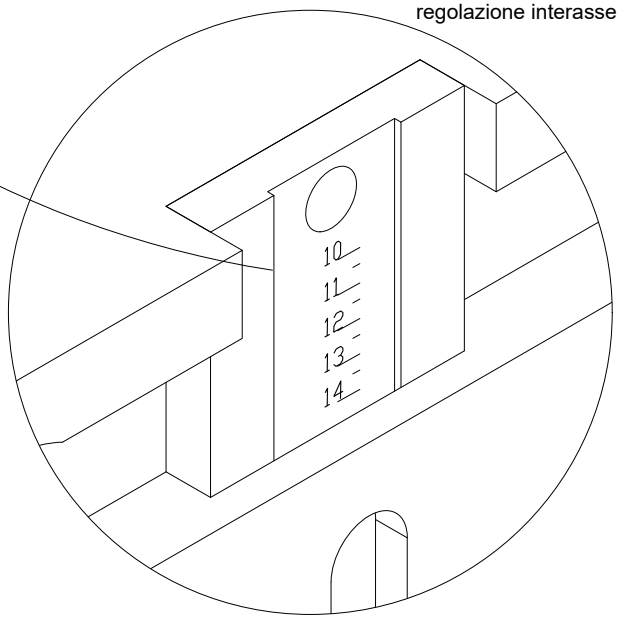

Schema di montaggio delle clips su anta e telaio

1. Passo 200mm.Da 80 mm dall'angolo interno del telaio
2. Passo 400mm.Da 100 mm dall'angolo esterno del telaio
3. Passo 200mm.Da 80 mm dall'angolo interno anta
4. Passo 200mm sfalsate di $\frac{1}{2}$ passo.Da 80mm dall'interno telaio
5. Squadretta rinforzo fissi: n°3 pz./mt

Non montare con telai assemblati con squadretta

Assembly diagram of the clips onto sash and frame

1. 200mm distance. 80mm from the frame's internal corner
2. 400mm distance. 100mm from the frame's external corner
3. 200mm distance. 80mm from the sash's internal corner
4. 4-200mm distance between one clip and the other on one row: parallel row with alternating sequence
5. reinforcement bracket for fixed lights

Don't use the clip here in case of mechanically assembled frames

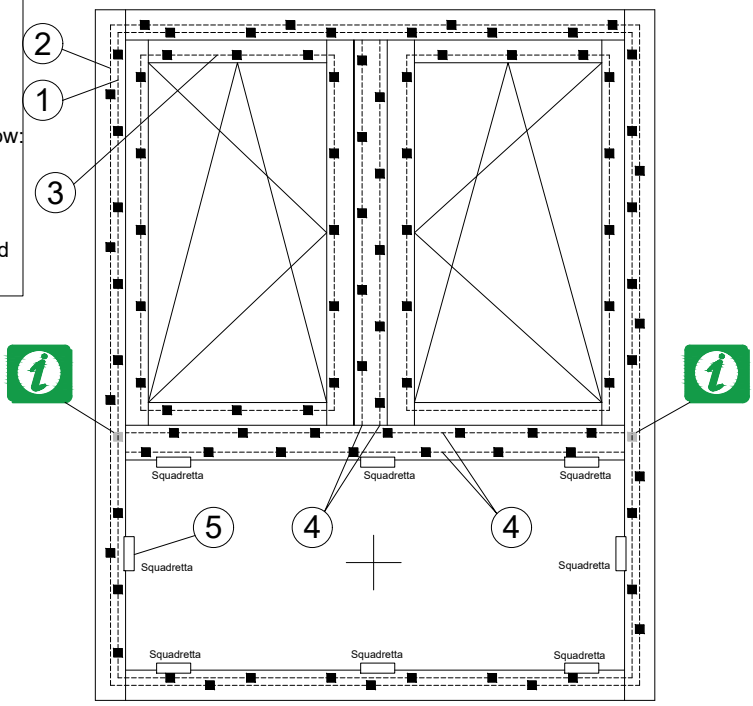

Sistema Flat-Line

uniform

Scala

IT Montaggio delle clips
DE Montage der Drehklips
ES Montaje de las clips
FR Montage des clips
UK Installation of clips

Guarnizione	Aria
DE117	2 mm
DE34	3 mm
DE86	3 mm (per clips a scatto)
DE41	5 mm

Guarnizione	Aria
DE132	2 mm
DE133	3 mm
DE134	4 mm

Guarnizione	Aria
DE117	2 mm
DE34	3 mm
DE86	3 mm (per clips a scatto)
DE41	5 mm

Guarnizione	Altezza
DR01/15	15 mm
DR01/18 S	18 mm
DR01/20 S	20 mm

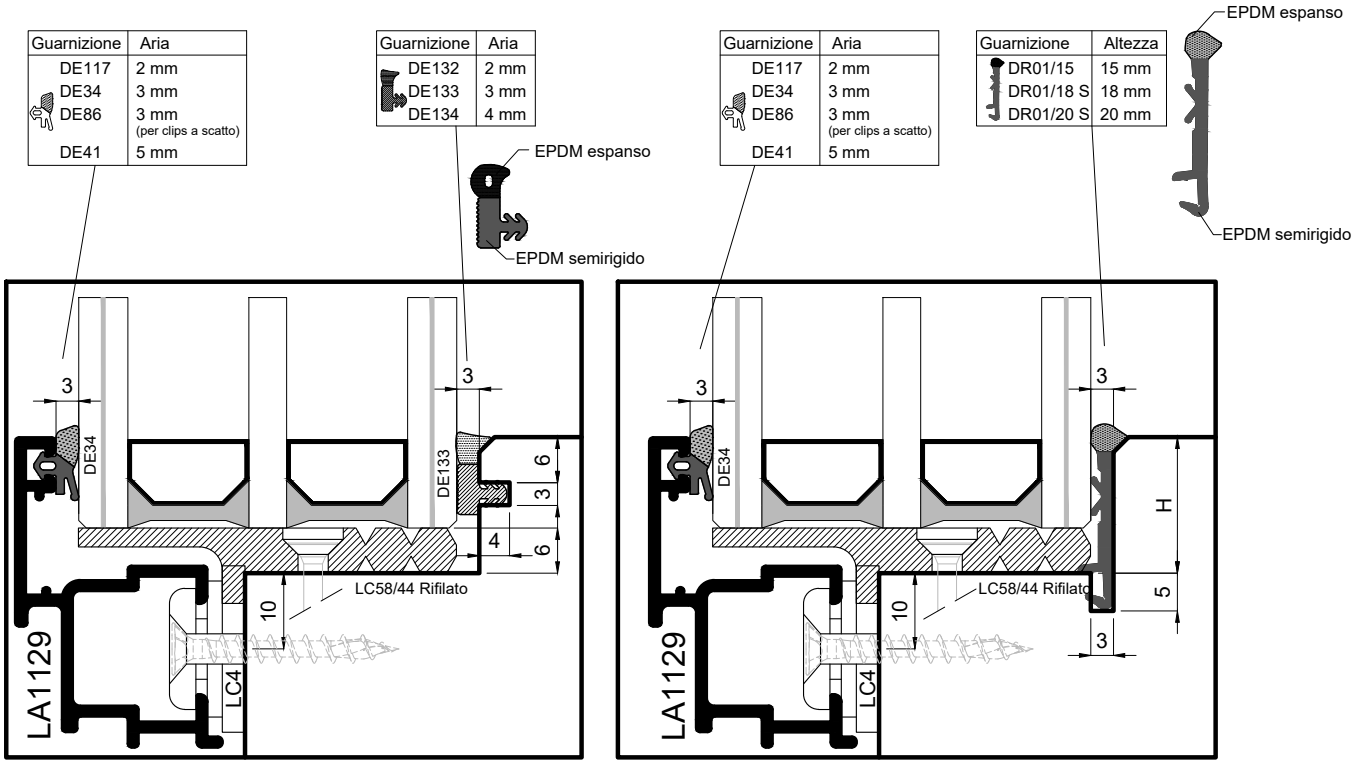

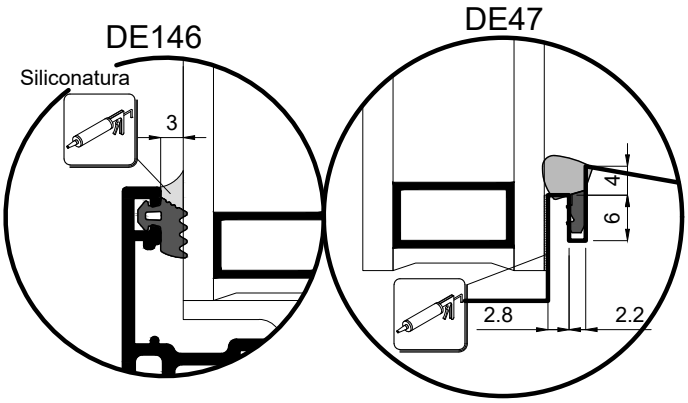

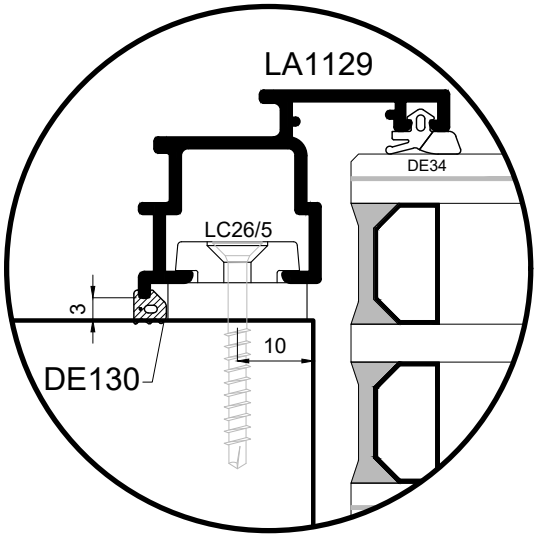

Non utilizzabile su profili anta:
LA1130
Non utilizzabile con clips:
LC4, LC4/7
Not usable on the following sash profiles:
LA1130
Not usable on the following clips:
LC4, LC4/7

Sistema Flat-Line

uniform

Scala 1:1

IT Guarnizioni interne ed esterne anta
DE Flügeldichtung innen und außen
ES Juntas interiores y exteriores para la hoja
FR Joints intérieurs et extérieurs pour le vantail
UK Inner and outer gaskets for the sash

Guarnizioni standard

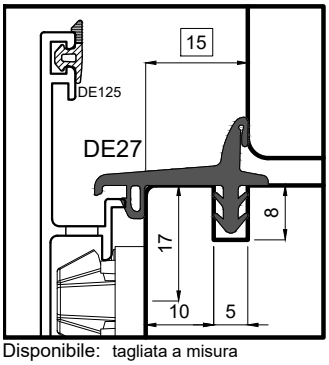

Disponibile: tagliata a misura
angoli vulcanizzati(DE27/E)
telaio vulcanizzato(DE27/R)

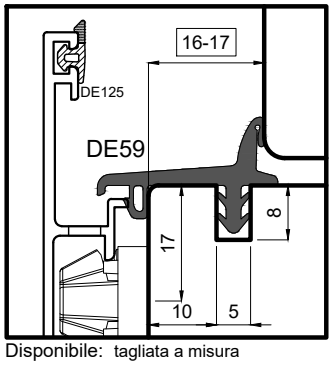

Disponibile: tagliata a misura

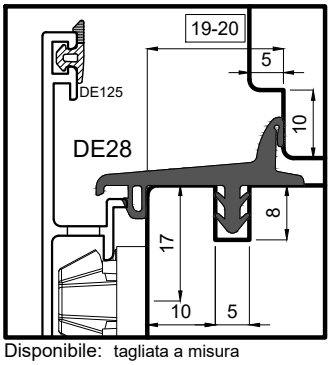

Disponibile: tagliata a misura
angoli vulcanizzati(DE28/E)
telaio vulcanizzato(DE28/R)

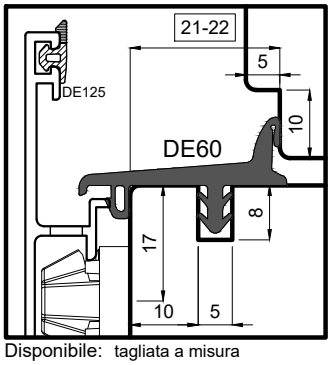

Disponibile: tagliata a misura

Guarnizioni per pre-montaggio (montaggio prima del telaio in alluminio)

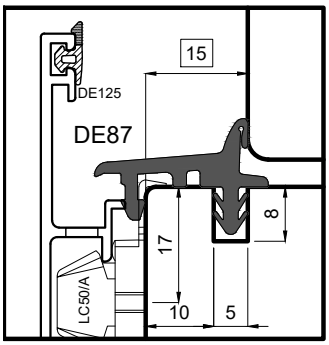

Disponibile: tagliata a misura
telaio vulcanizzato(DE87/R)

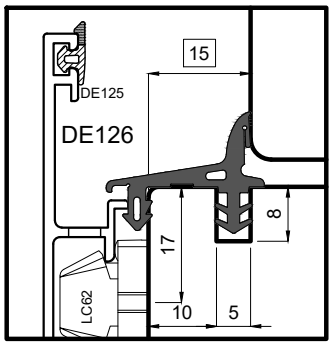

Disponibile: tagliata a misura
angoli vulcanizzati(DE126/E)

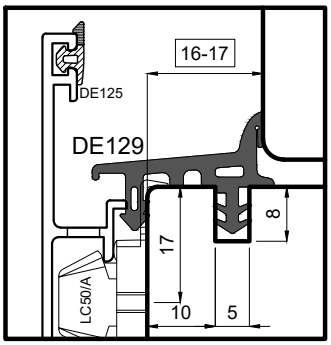

Disponibile: tagliata a misura
telaio vulcanizzato(DE129/R)

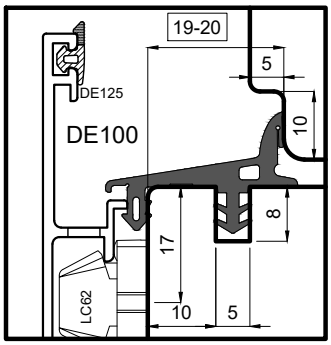

Disponibile: tagliata a misura
angoli vulcanizzati(DE100/E)
telaio vulcanizzato(DE100/R)

Guarnizioni per clips a scatto senza vite

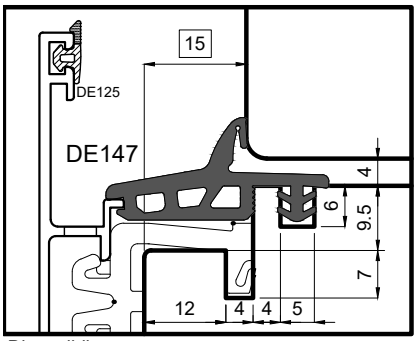

Disponibile: tagliata a misura

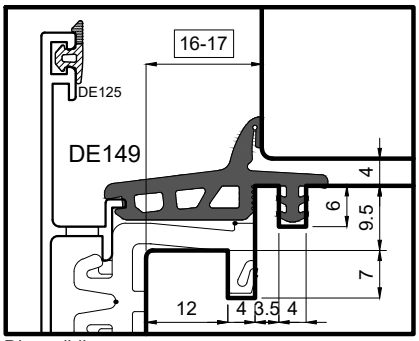

Disponibile: tagliata a misura

Angoli prestampati

Modalità d'impiego:
Inserire gli angoli prestampati sul telaio.
Tagliare la guarnizione a 90° con misura pari a interno telaio legno-100mm.
Incollare con collante cianoacrilico elastomerico LC-RE o similare.

Methods of use:
-fit the pre-cast corners onto the frame
-Cut the gasket at 90° observing the internal dimension of the frame - 100mm
-Glue the corners and the gasket together using Cyanoacrylate elastomeric glue LC-RE or similars

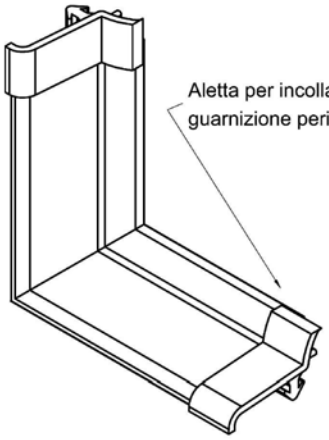

Disponibili per guarnizioni:
Available for gaskets:
DE27
DE28
DE100
DE126

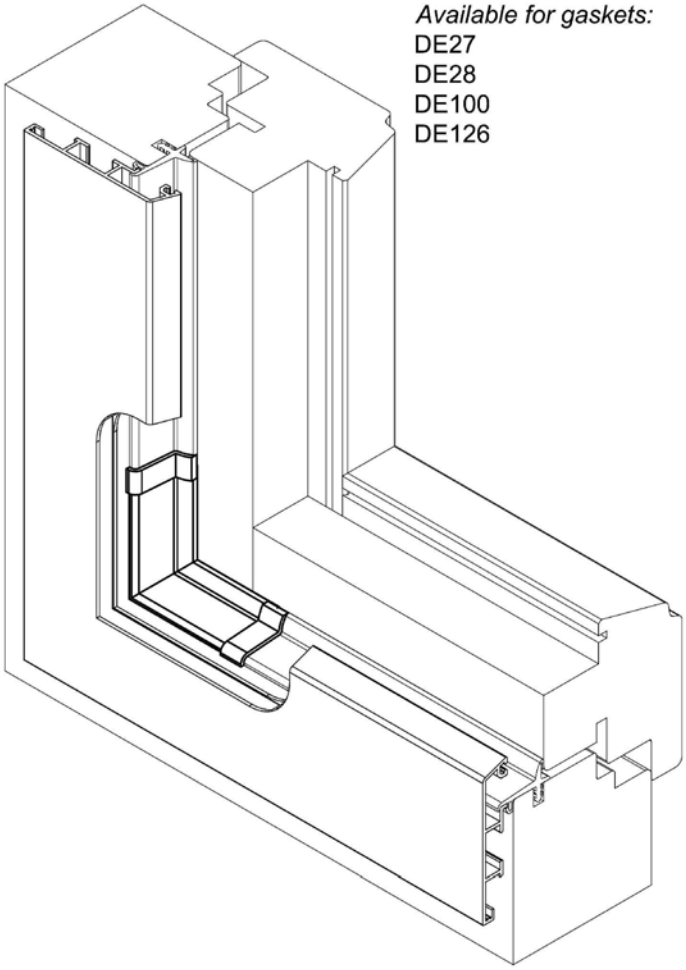

Telai vulcanizzati

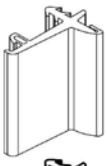

Disponibili per guarnizioni:
Available for gaskets:
DE27
DE28
DE87
DE100
DE129

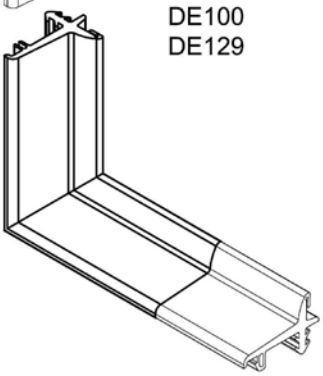

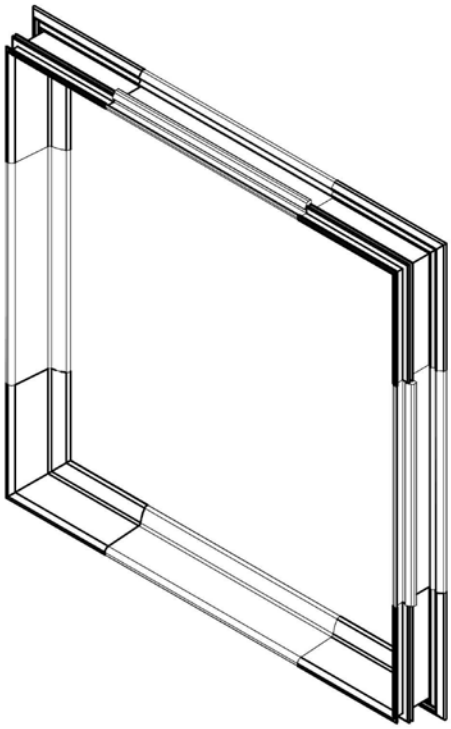

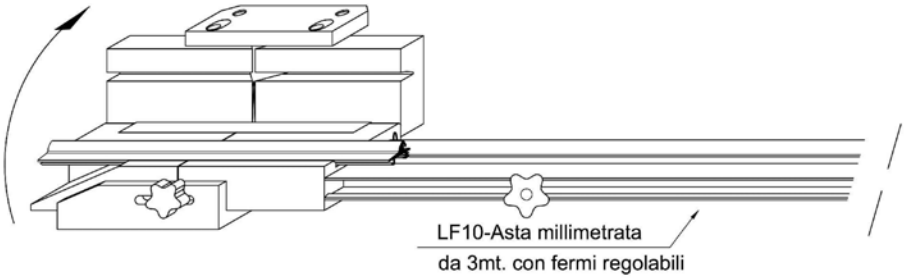

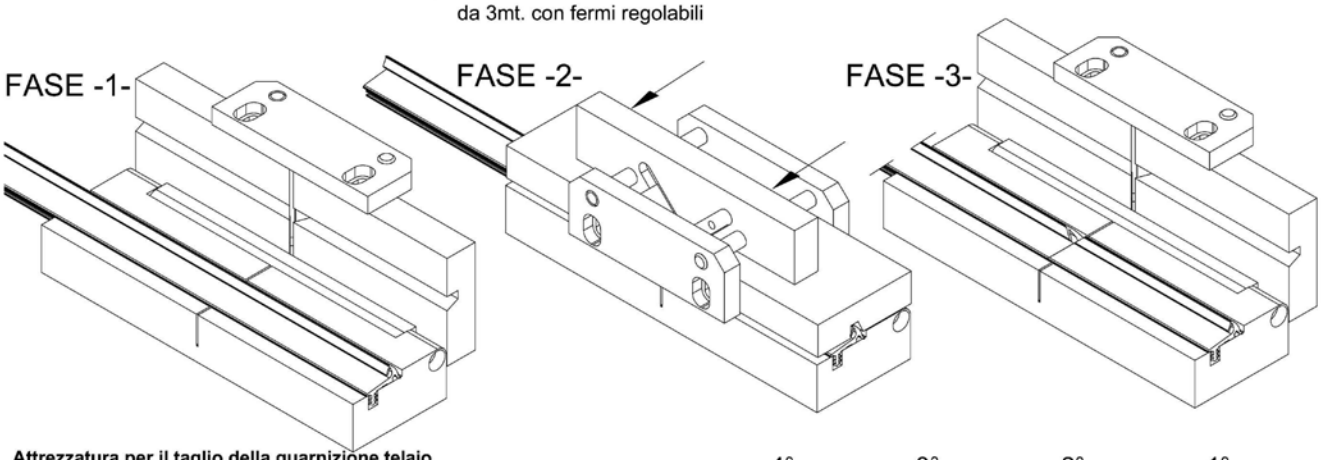

Attrezzatura per il taglio della guarnizione telaio

Fasi di taglio delle guarnizioni:
-Tagliare la guarnizione a 90°, posizionarla sul fermo n. 1 per realizzare il primo angolo (prima parte del traverso superiore);
-Posizionare la guarnizione sul fermo n. 2 per realizzare il secondo angolo (montante sinistro)
-Posizionare la guarnizione sul fermo n. 3 per realizzare il terzo angolo (traverso inferiore)
-Posizionare la guarnizione sul fermo n. 2 per realizzare il quarto angolo (montante destro)
-Posizionare la guarnizione sul fermo n. 1, e tagliarla a 90° prendendo come riferimento la
Tagliare la guarnizione a 90° per realizzare la seconda parte del traverso superiore.

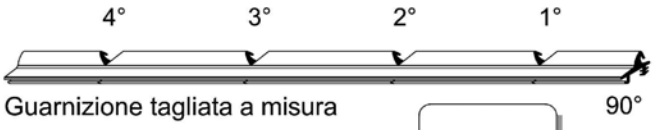

Tools for cutting the frame's gasket

Steps of the gasket's cut:
-cut the gasket at 90°, place it on the point n.1 to process the first corner
first part of the frame's head);
-place the gasket on the point n.2 to process the second corner (frame's left jamb);
-place the gasket on the point n.3 to process the third corner (frame sill);
-place the gasket on the point n.2 to process the fourth corner (frame's right jamb);
-place the gasket on the point n.1 and cut it at 90° viewing the blade as reference point.
Then cut the gasket at 90° to process the second part of the frame's head.

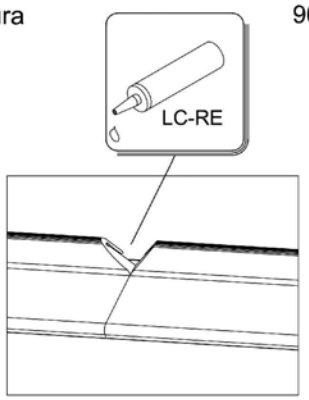

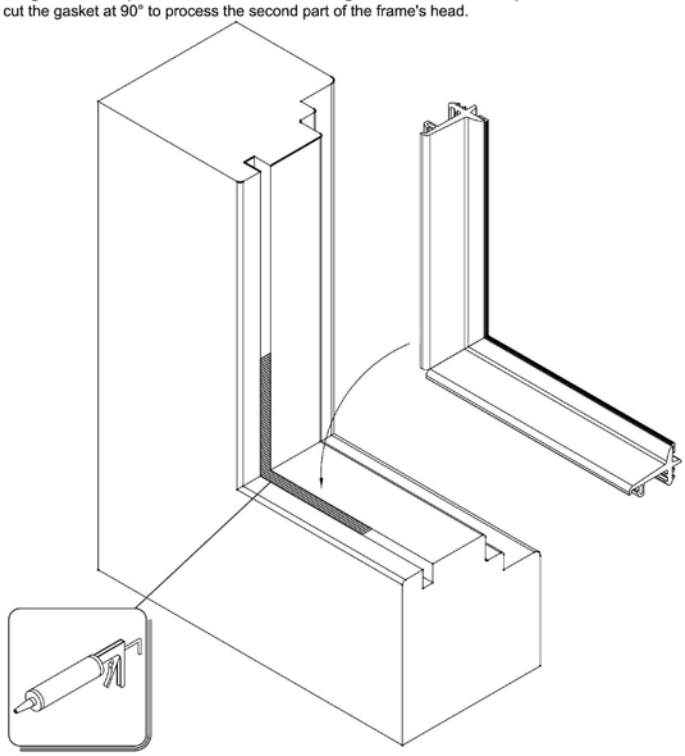

Codice	Descrizione
LF5	Taglio DE81
LF6	Taglio DE27-DE87-DE126
LF7	Taglio DE28
LF8	Taglio DE147
LF12	Taglio DE54
LF13	Taglio DE149
LF14	Taglio DE58-DE124
LF15	Taglio DE59-DE129
LF16	Taglio DE60
LF20	Taglio DE100
LF22	Taglio DE156

Tavole tecniche
Technical Drawings

uniform
sistemi per serramenti

Variante anta con LA1130

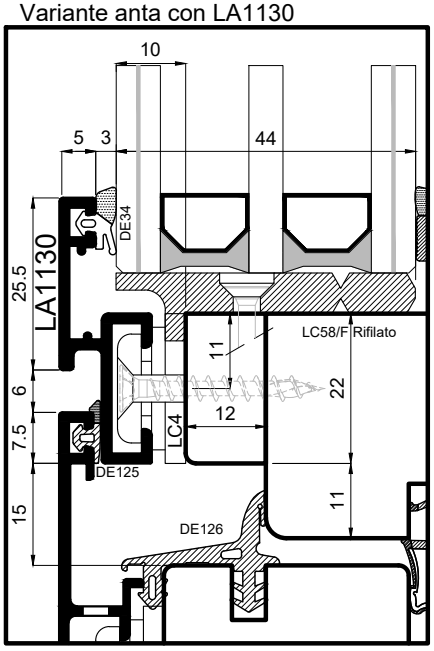

Profilo per telai assemblati
Assembled frames

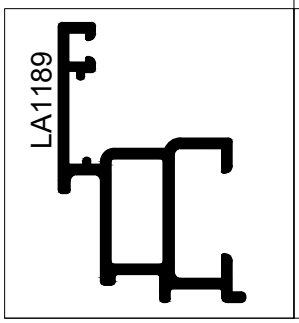

Profilo per telai saldati
Welded frames

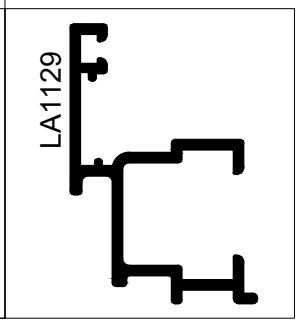

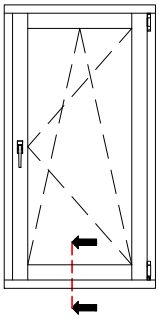

Tagliare seguendo
l'incisione con forbice
LF1

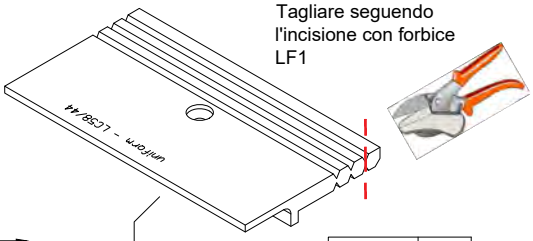

Guarnizione	Aria
DE117	2 mm
DE34	3 mm
DE86	3 mm (per clips a scatto)
DE41	5 mm

VARIANTE GUARNIZIONE TELAIO

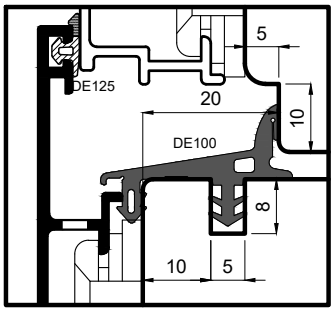

Guarnizione	Aria
DE132	2 mm
DE133	3 mm
DE134	4 mm

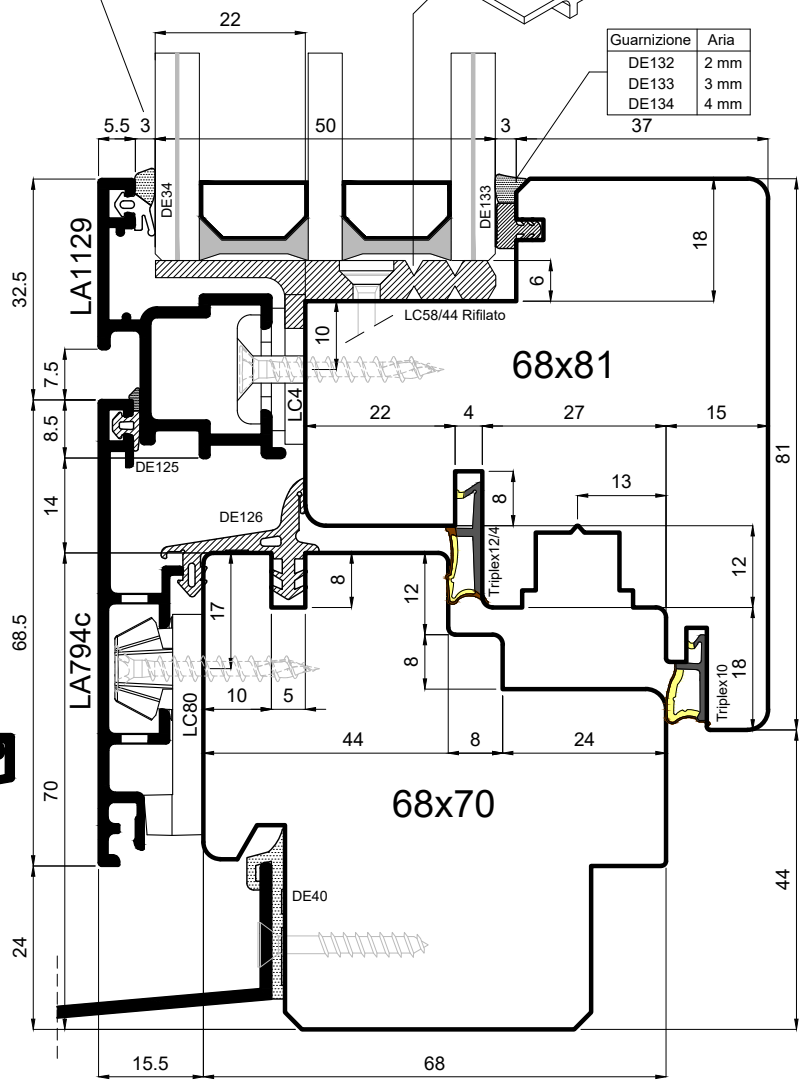

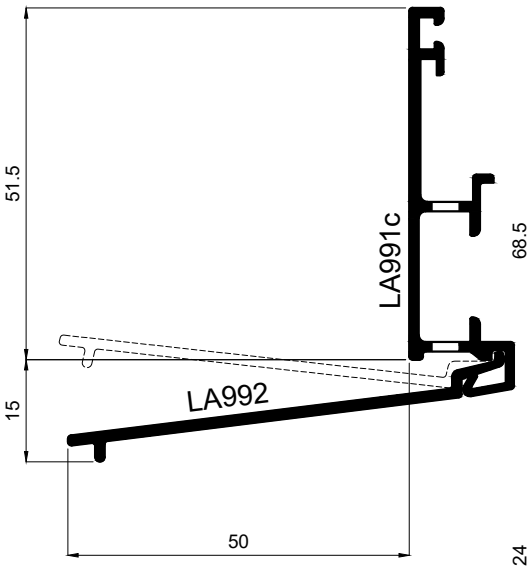

Sistema Flat-Line

uniform

Scala 0.9:1

IT Sezione verticale traverso inferiore finestra
DE Vertikalschnitt Fenster quer unten
ES Sección vertical travesaño inferior de la ventana
FR Coupe verticale traverse inférieure fenêtre
UK Vertical section of the window's lower ledger

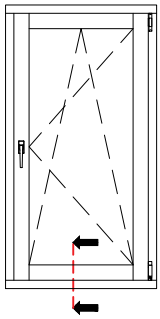

Variante anta con LA1130

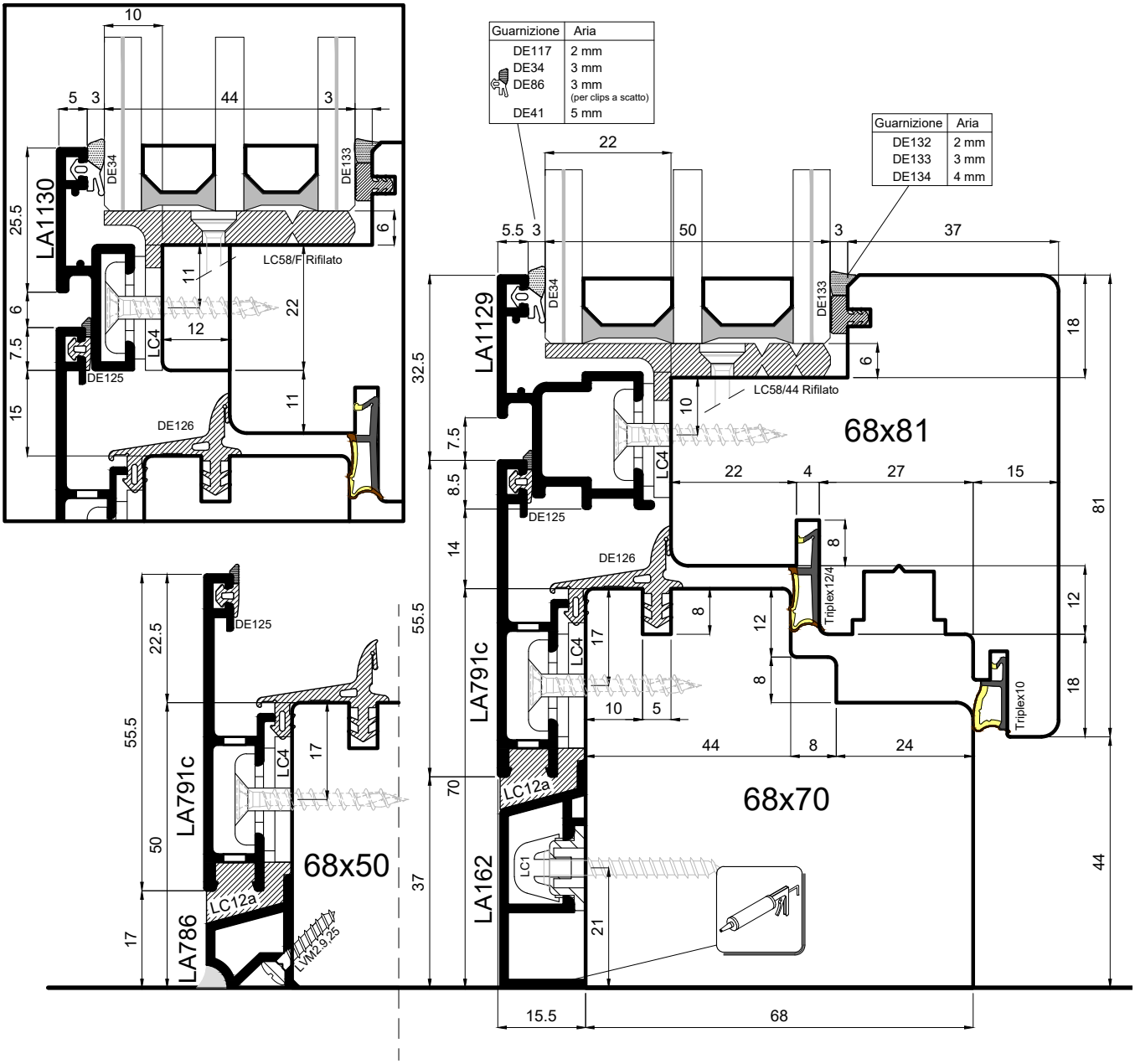

Sistema Flat-Line

uniform

Scala 0.9:1

IT Sezione verticale traverso inferiore finestra
DE Vertikalschnitt Fenster quer unten
ES Sección vertical travesaño inferior de la ventana
FR Coupe verticale traverse inférieure fenêtre
UK Vertical section of the window's lower ledger

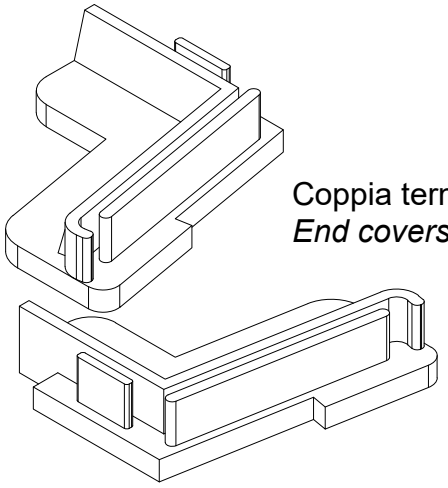

Coppia terminali dx-sx PT163
End covers PT163

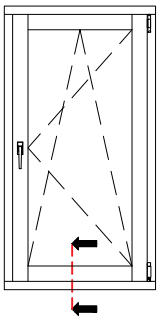

Variante anta con LA1130

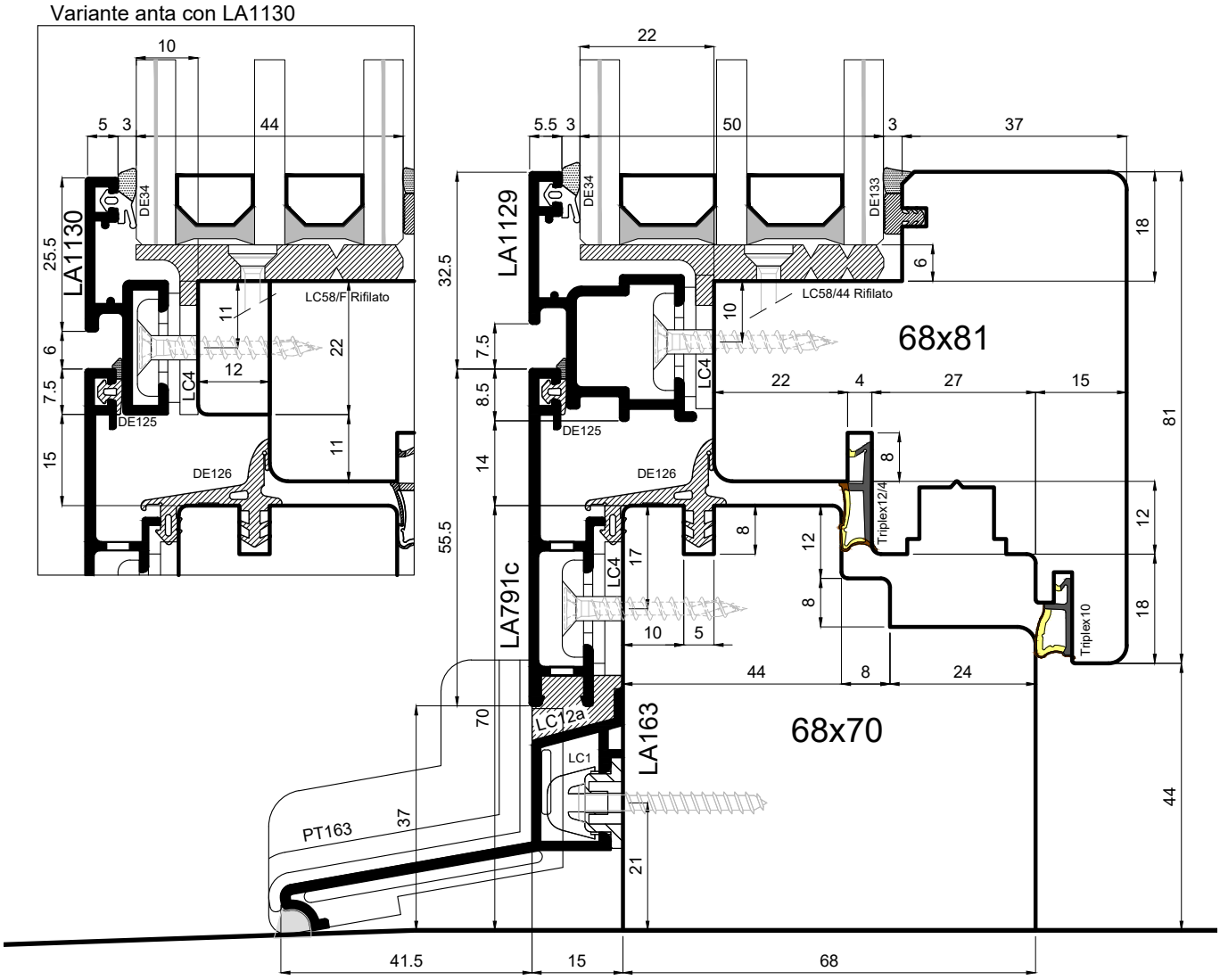

Sistema Flat-Line

uniform

Scala 0.9:1

IT Sezione verticale traverso inferiore finestra
DE Vertikalschnitt Fenster quer unten
ES Sección vertical travesaño inferior de la ventana
FR Coupe verticale traverse inférieure fenêtre
UK Vertical section of the window's lower ledger

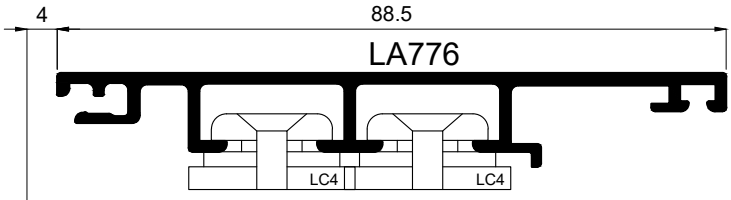

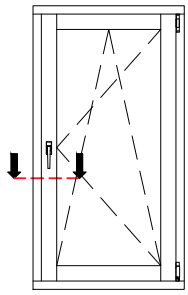

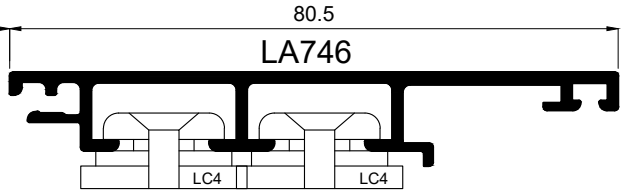

Variante anta con LA1130

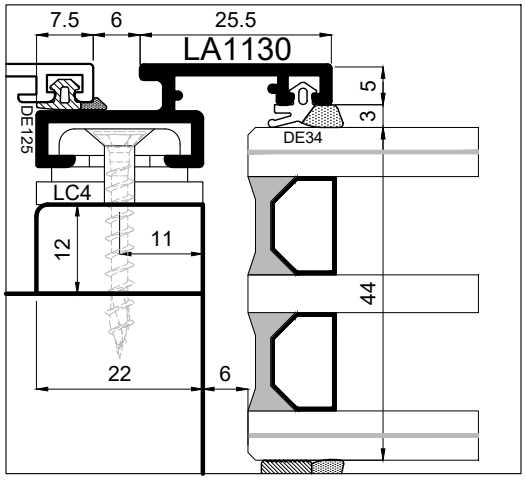

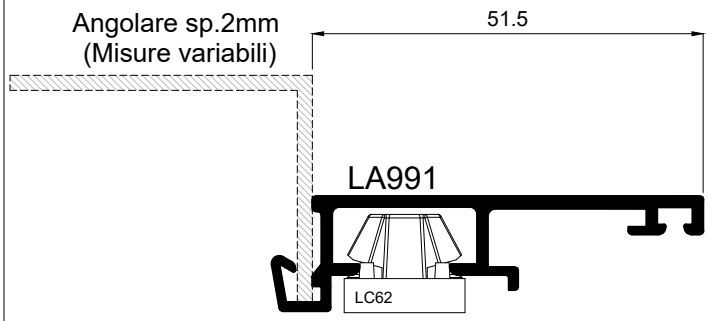

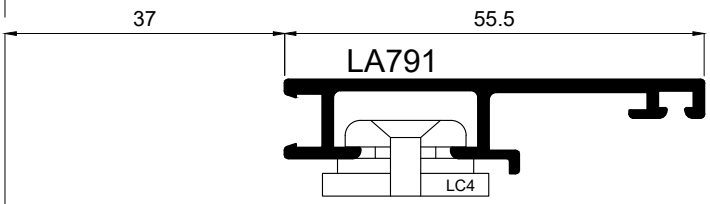

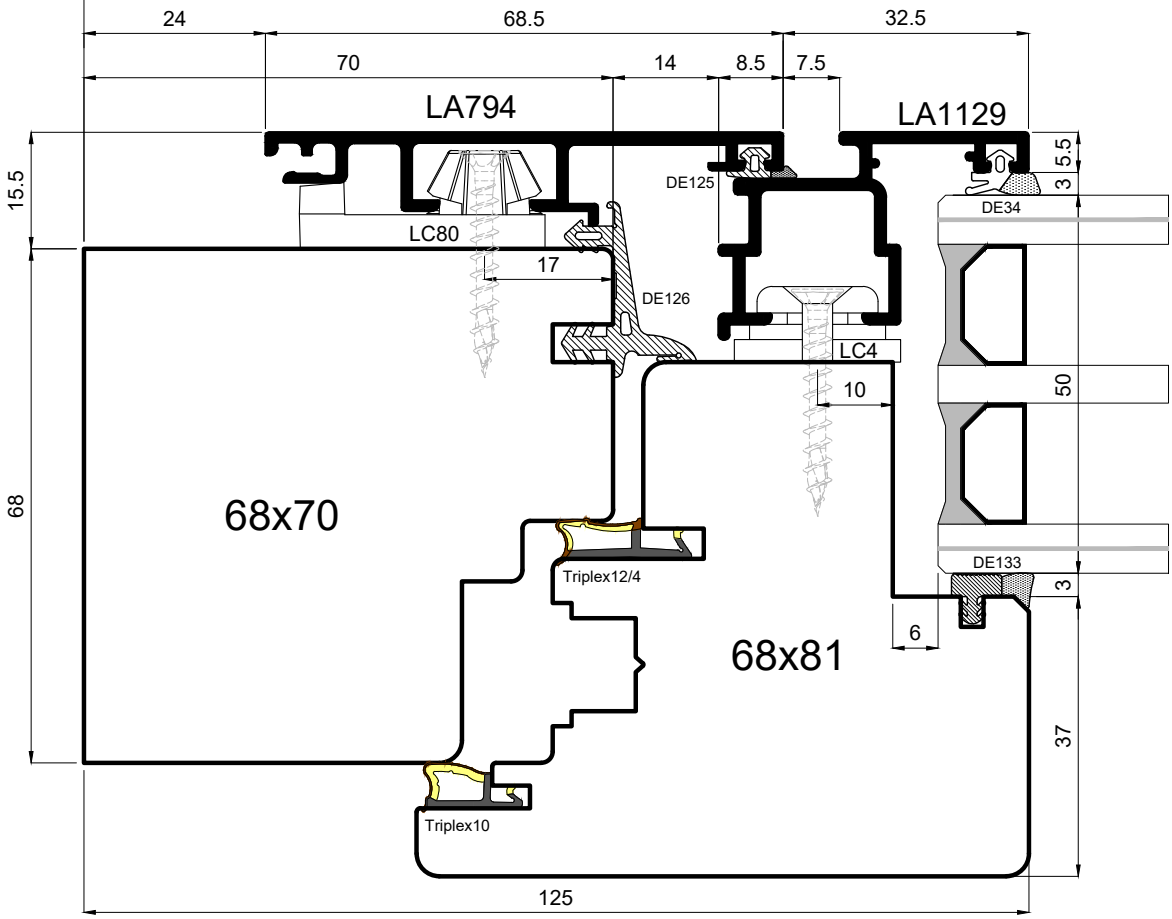

Sistema Flat-Line

uniform

Scala 1:1

IT Sezione orizzontale montanti laterali
DE Horizontalschnitt senkrecht seitlich
ES Sección horizontal montantes laterales
FR Coupe horizontale montants latéraux
UK Horizontal section of the lateral jamb

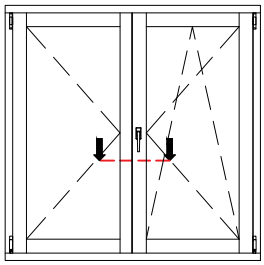

Variante anta con LA1130

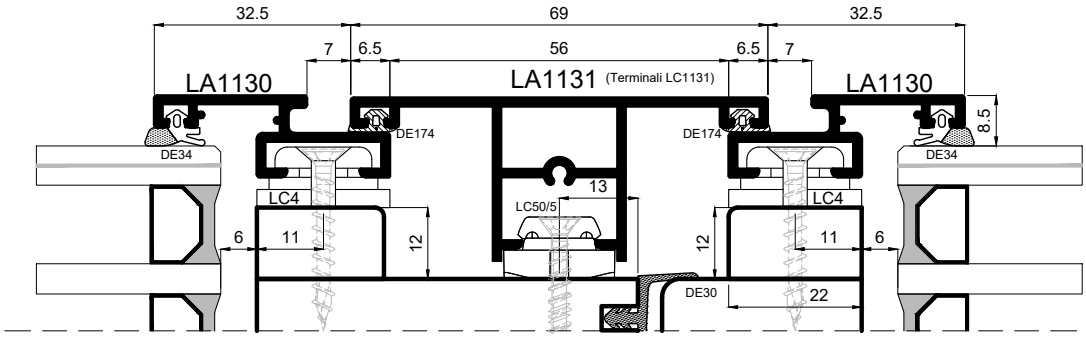

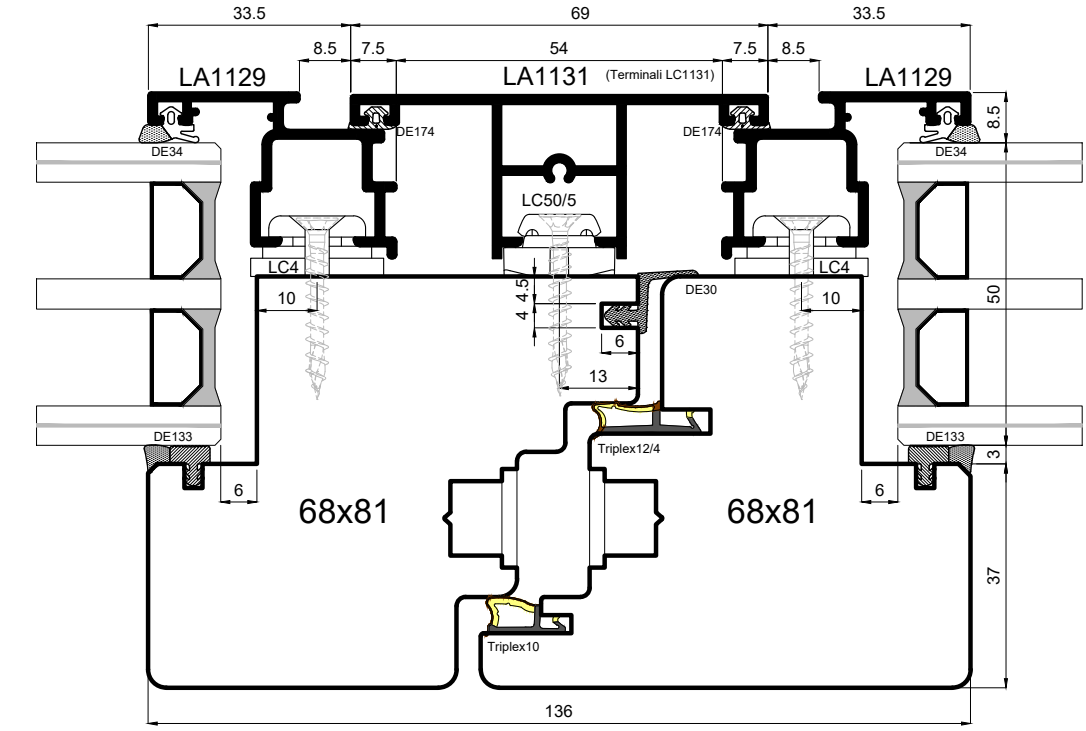

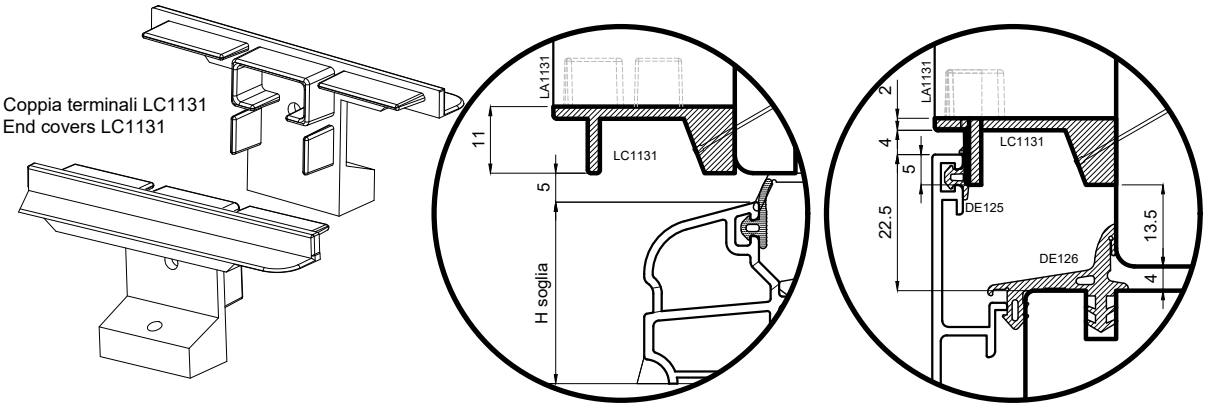

Sistema Flat-Line

uniform

Scala 0.8:1

IT Sezione orizzontale chiusura centrale con profilo LA1131
DE Horizontalschnitt Stulpprofil LA1131
ES Sección horizontal del cierre central con perfil LA1131
FR Coupe horizontale battement central avec profil LA1131
UK Horizontal section of the middle clamp with profile LA1131

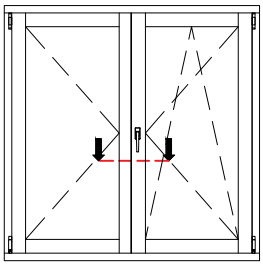

Variante anta con LA1130

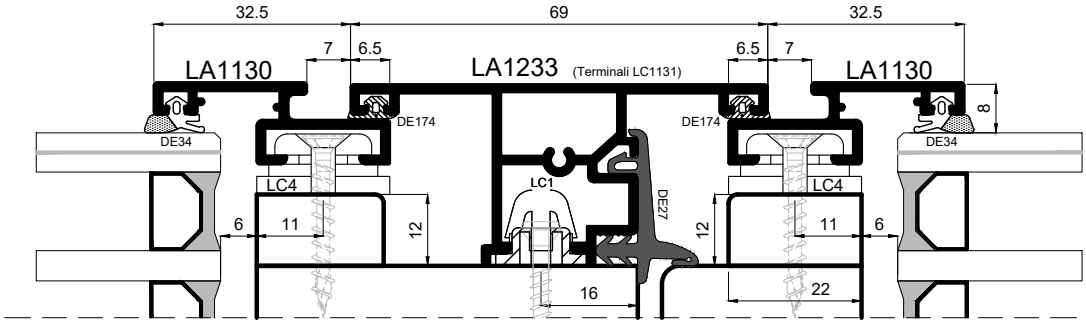

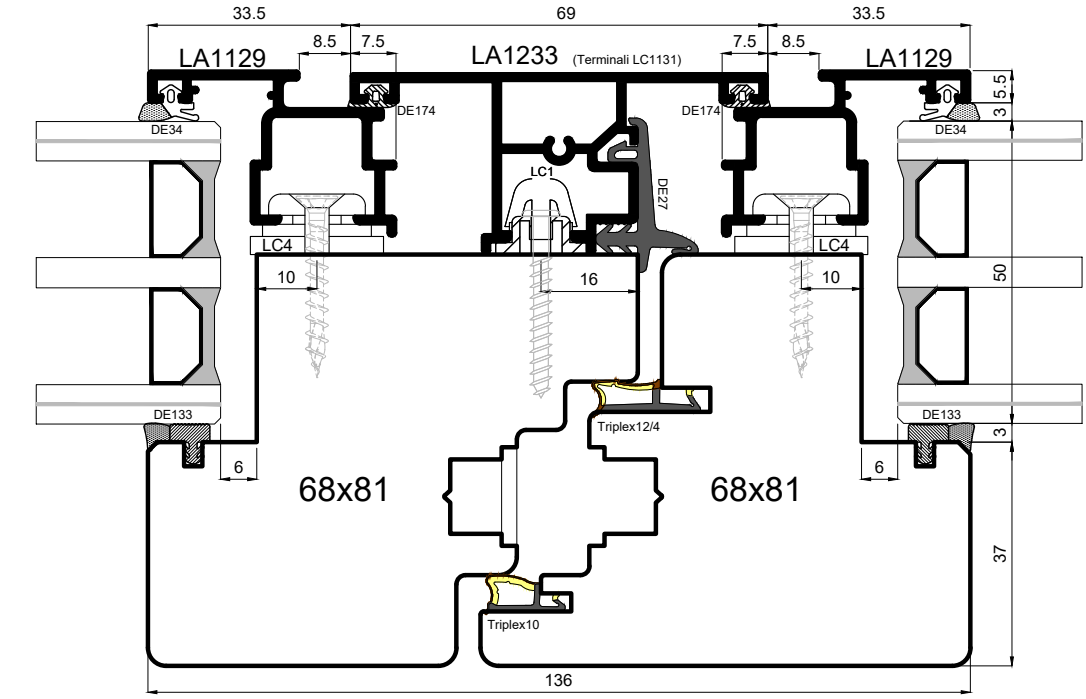

Coppia terminali LC1131
End covers LC1131

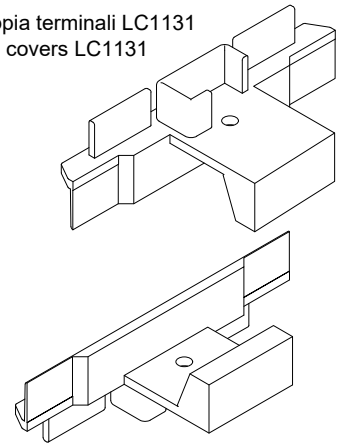

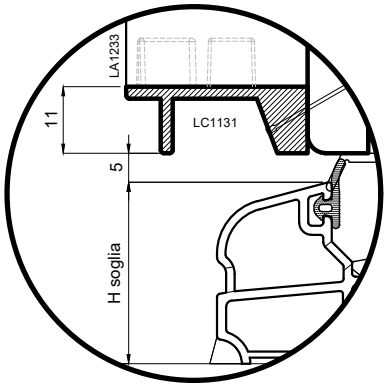

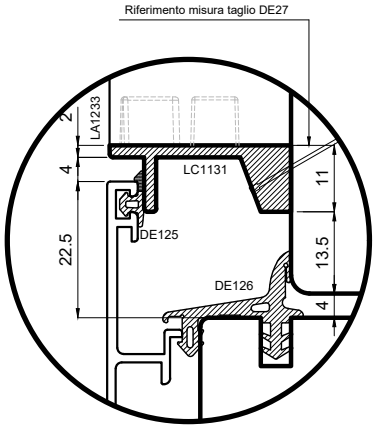

Sistema Flat-Line

uniform

Scala 0.8:1

IT Sezione orizzontale chiusura centrale con profilo LA1032
DE Horizontalschnitt Stulpprofil LA1032
ES Sección horizontal del cierre central con perfil LA1032
FR Coupe horizontale battement central avec profil LA1032
UK Horizontal section of the middle clamp with profile LA1032

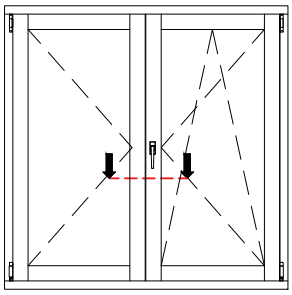

Variante anta con LA1130

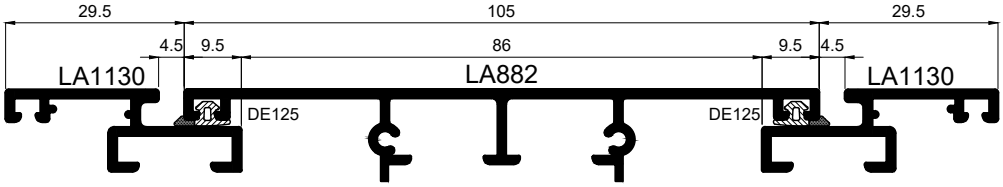

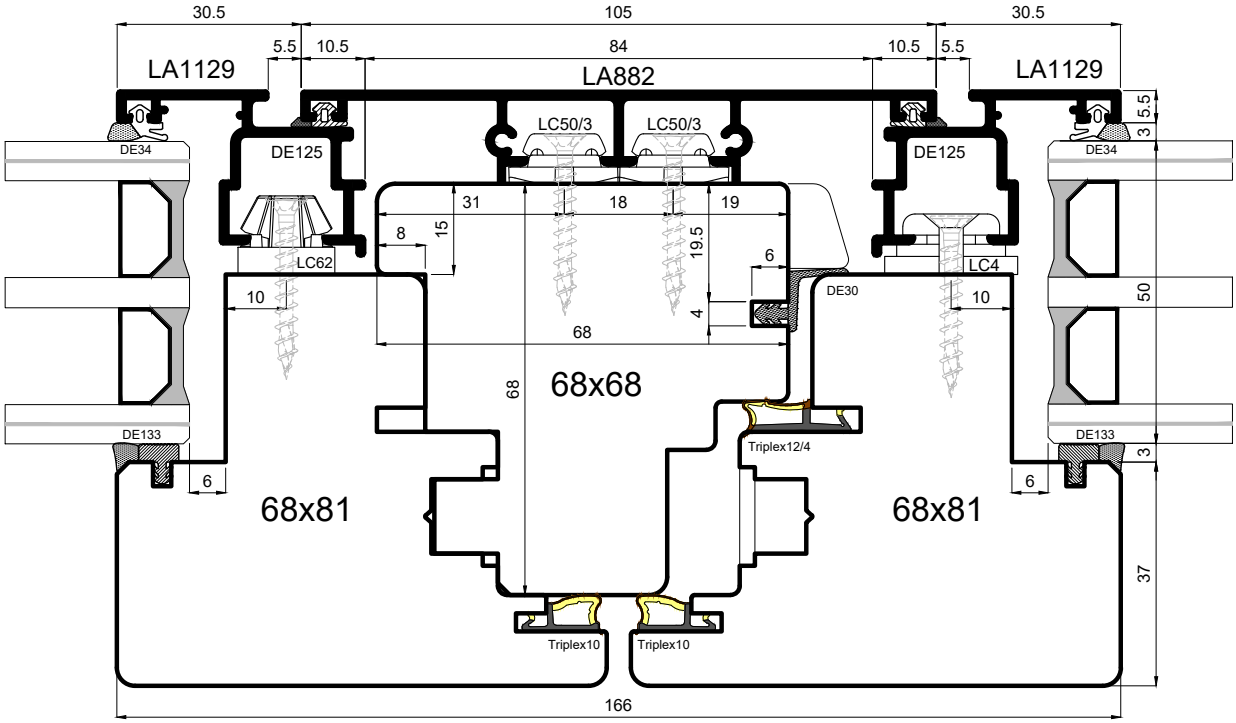

Coppia terminali LC882
End covers LC882

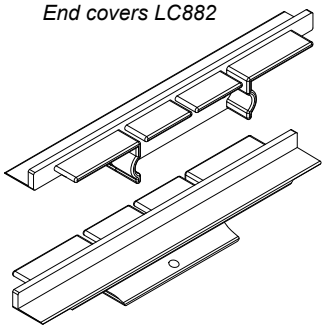

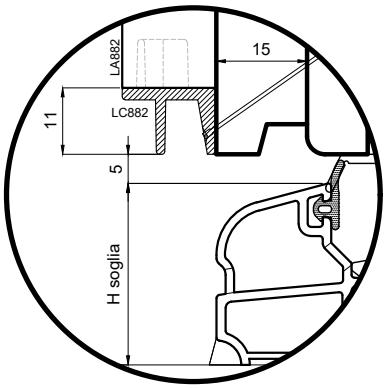

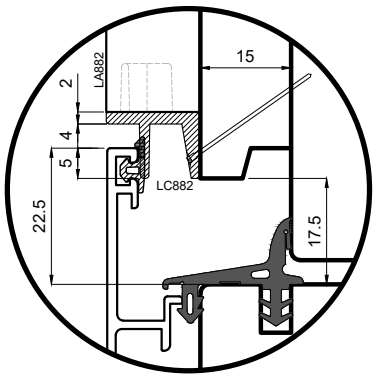

Sistema Flat-Line

uniform

Scala 0.8:1

IT Sezione orizzontale chiusura centrale con profilo LA882
DE Horizontalschnitt Stulpprofil LA882
ES Sección horizontal del cierre central con perfil LA882
FR Coupe horizontale battement central avec profil LA882
UK Horizontal section of the middle clamp with profile LA882

Coppia terminali LC1033
End covers LC1033

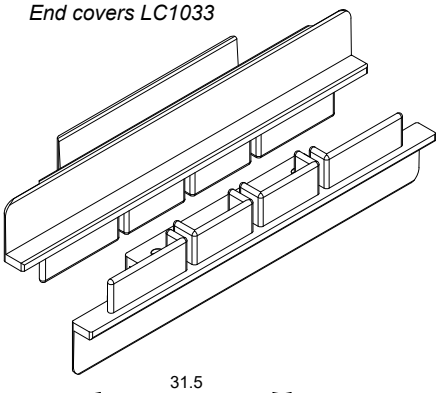

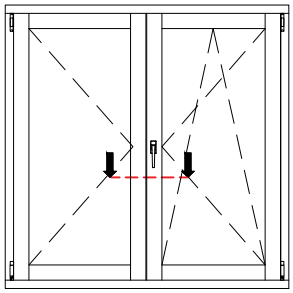

Variante anta con LA1130

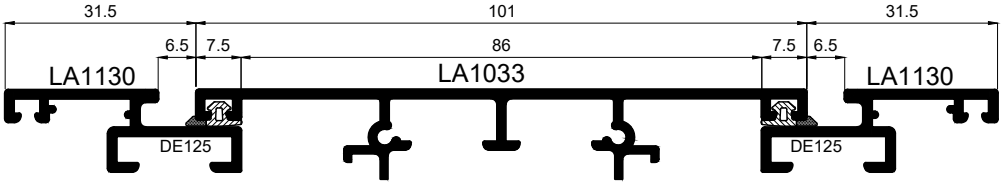

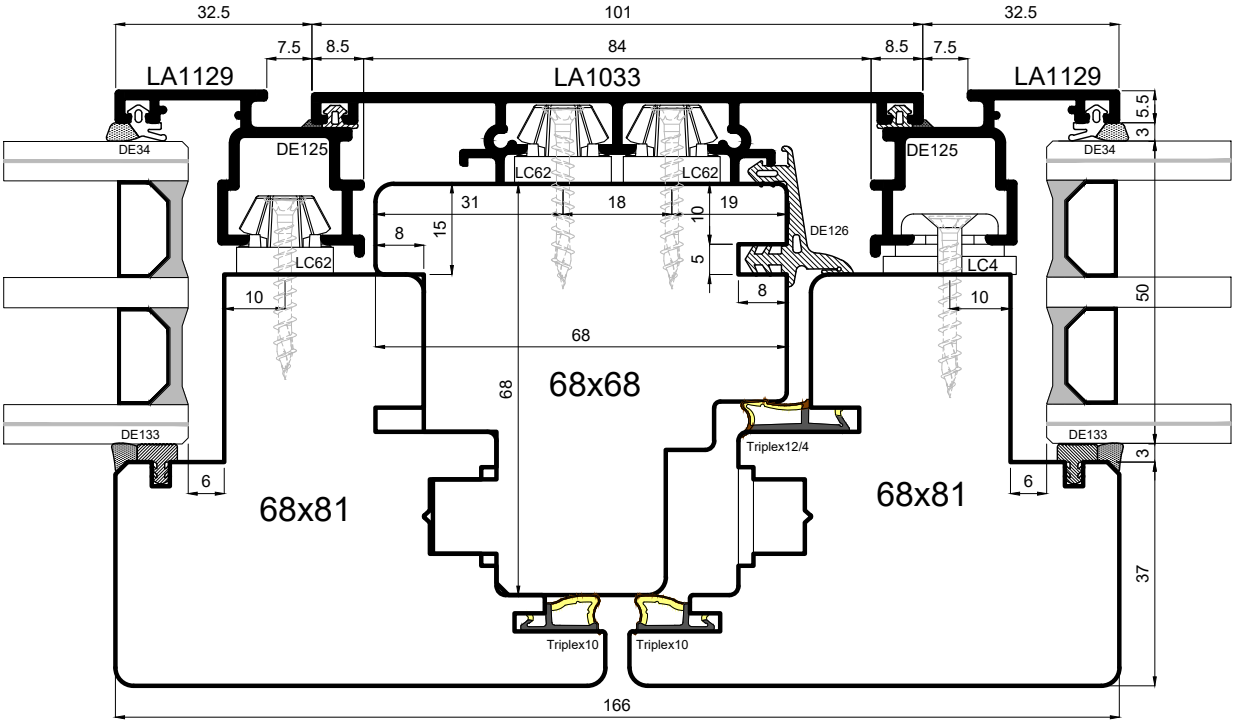

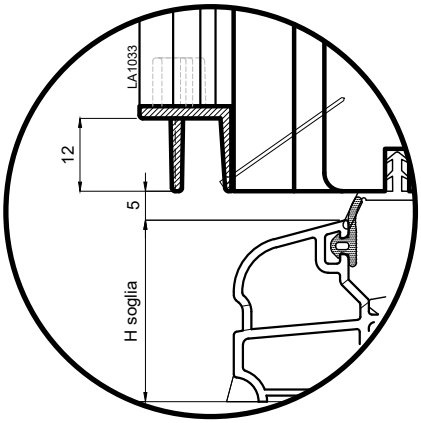

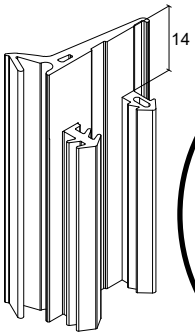

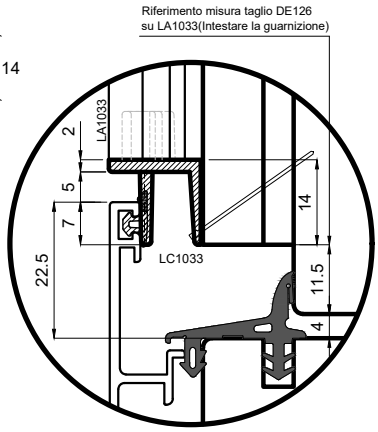

Sistema Flat-Line

uniform

Scala 0.8:1

IT Sezione orizzontale chiusura centrale con profilo LA1033
DE Horizontalschnitt Stulpprofil LA1033
ES Sección horizontal del cierre central con perfil LA1033
FR Coupe horizontale battement central avec profil LA1033
UK Horizontal section of the middle clamp with profile LA1033

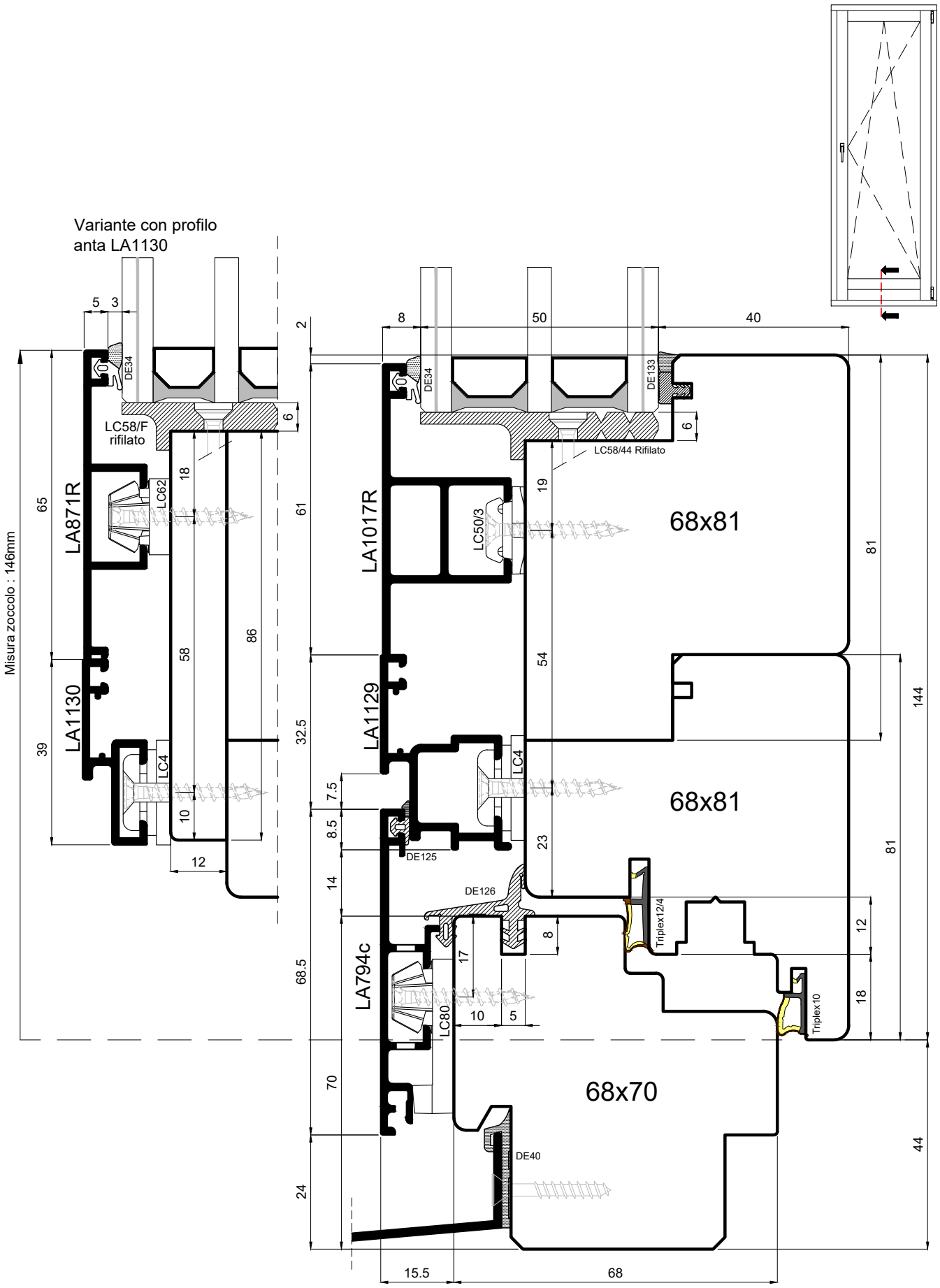

Sistema Flat-Line

uniform

Scala 0.9:1

IT Sezione verticale traverso inferiore portafinestra
DE Vertikalschnitt Balkontür quer unten
ES Sección vertical travesaño inferior puertaventana
FR Section verticale traverse inférieure porte-fenêtre
UK Vertical section of the window's lower ledger for door-height window

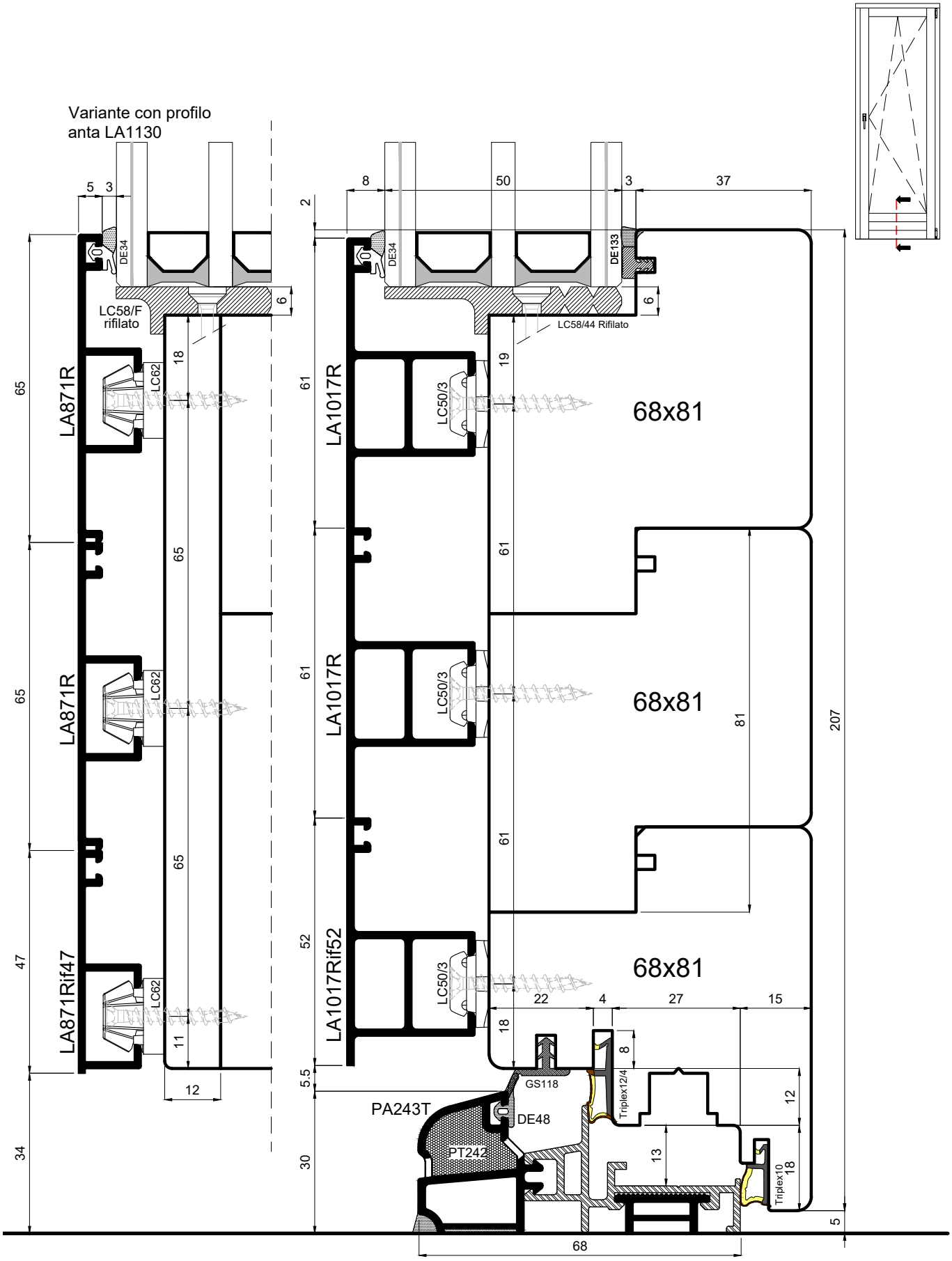

Sistema Flat-Line

uniform

Scala 0.9:1

IT Sezione verticale traverso inferiore portabalcone con profilo PA243T
DE Vertikalschnitt Balkontür quer unten mit Profil PA243T
ES Sección vertical travesaño inferior puertaventana con perfil PA243T
FR Section verticale traverse inférieure porte-balcon avec profil PA243T
UK Vertical section of the balcony door's lower ledger with profile PA243T

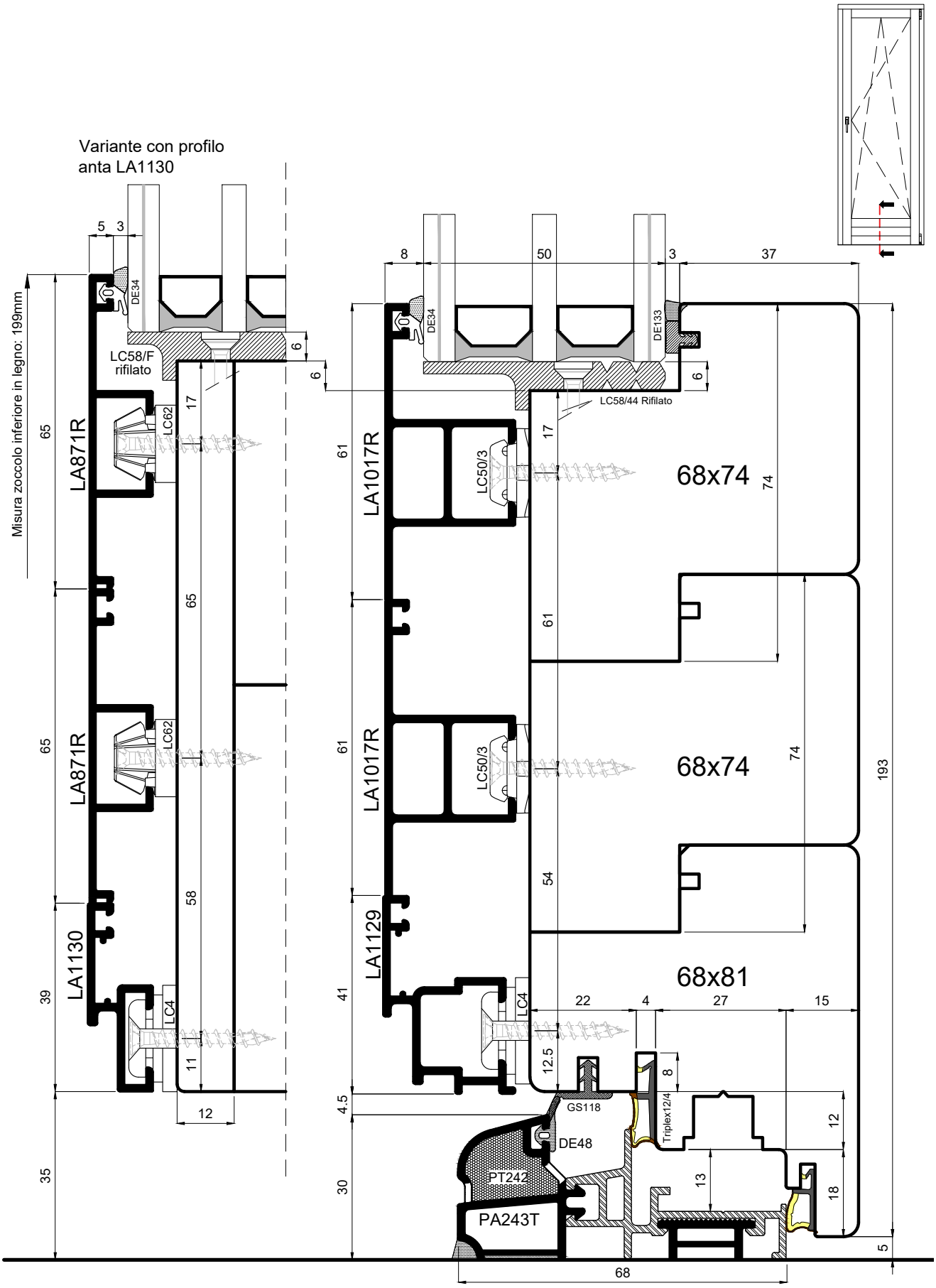

Sistema Flat-Line

uniform

Scala 0.9:1

IT Sezione verticale traverso inferiore portabalcone con profilo PA243T
DE Vertikalschnitt Balkontür quer unten mit Profil PA243T
ES Sección vertical travesaño inferior puertaventana con perfil PA243T
FR Section verticale traverse inférieure porte-balcon avec profil PA243T
UK Vertical section of the balcony door's lower ledger with profile PA243T

Soluzione con profilo anta su 4 lati

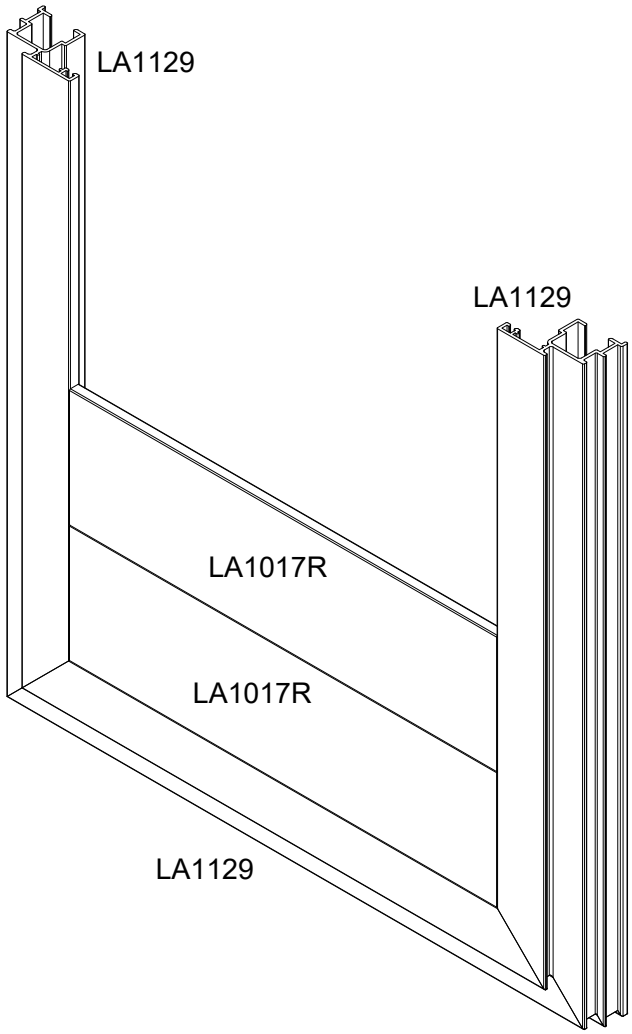

Soluzione con profilo anta su 3 lati

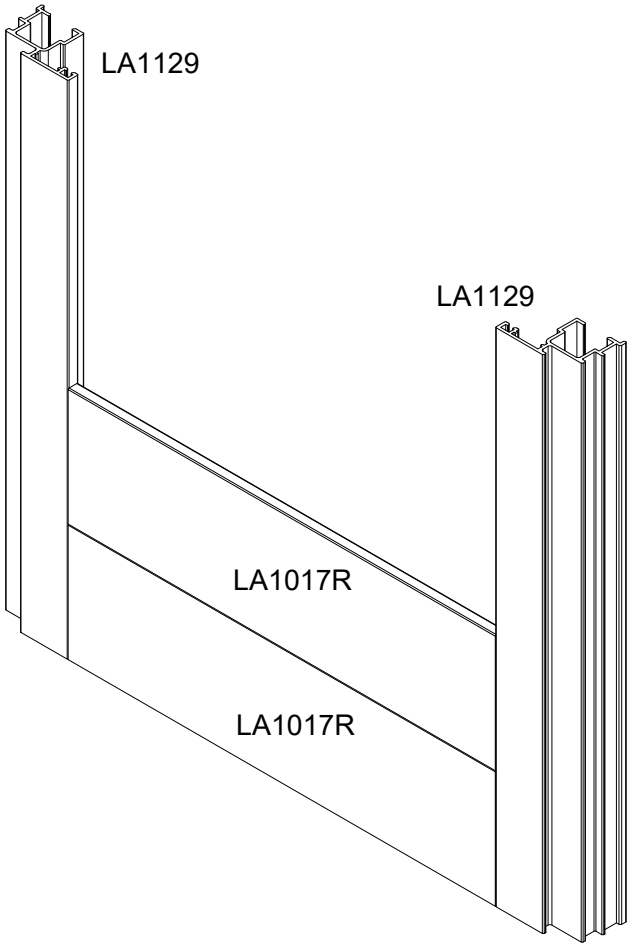

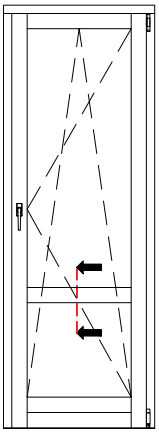

Soluzione per profilo anta LA1129

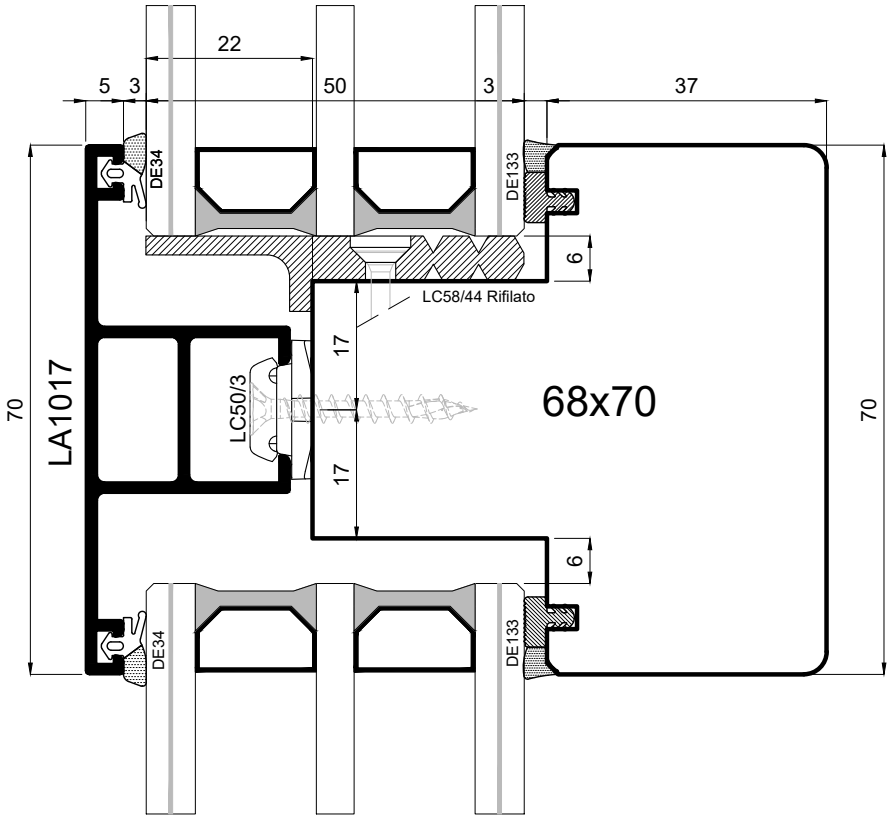

Soluzione per profilo anta LA1130

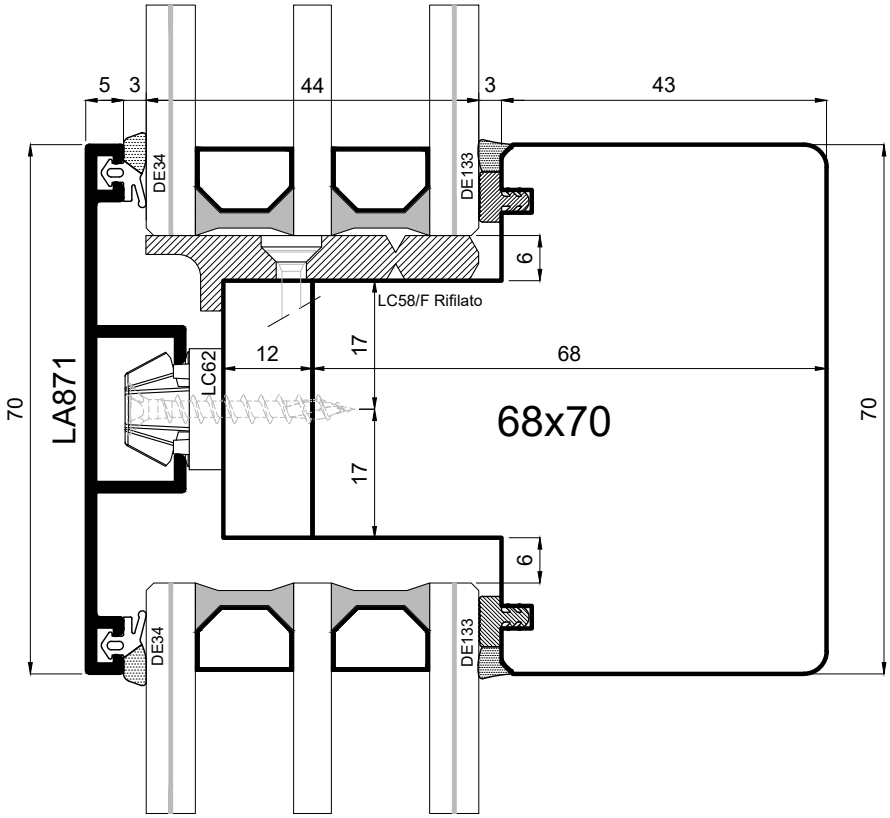

Sistema Flat-Line

uniform

Scala 1:1

IT Sezione verticale traversi intermedi anta
DE Vertikalschnitt Sprossen im Flügel
ES Sección vertical travesaños intermedios de la hoja
FR Coupe verticale traverses intermédiaires vantail
UK Vertical section of the sash intermediate rails

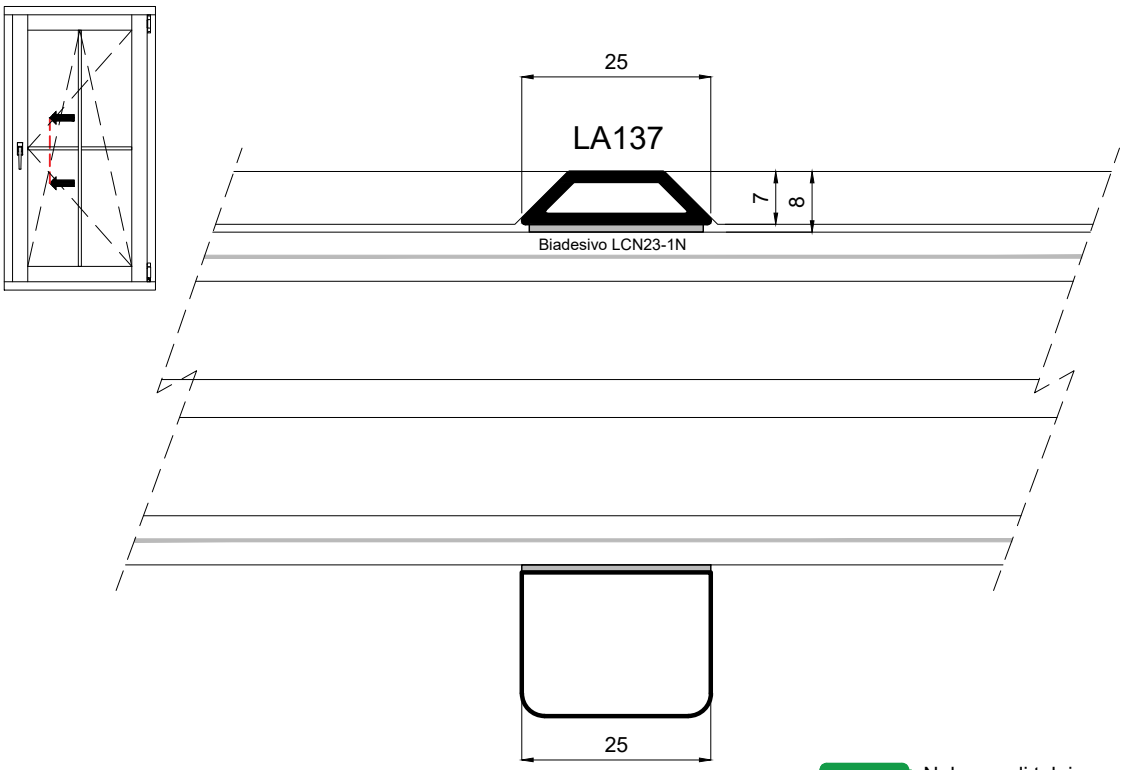

Nel caso di telai assemblati il profilo LA137 verrà fornito tagliato a misura e smontato

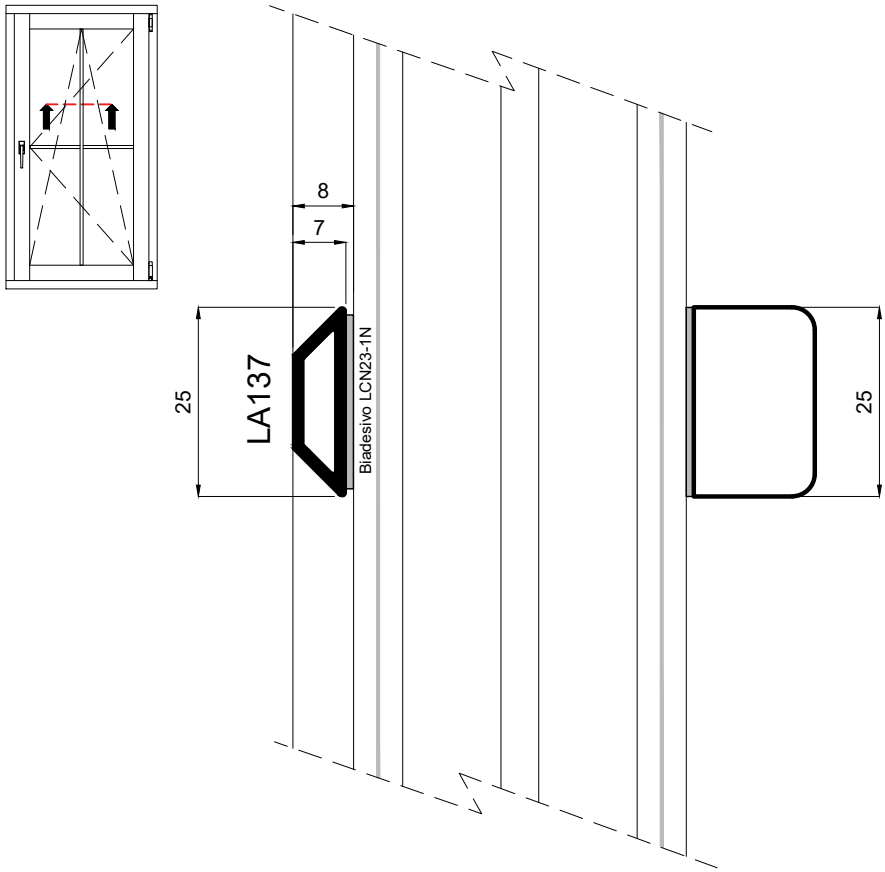

Sistema Flat-Line

uniform

Scala 1:1

IT Sezione verticale traversi intermedi anta
DE Vertikalschnitt Sprossen im Flügel
ES Sección vertical travesaños intermedios de la hoja
FR Coupe verticale traverses intermédiaires vantail
UK Vertical section of the sash intermediate rails

Istruzioni per il corretto incollaggio dei profili inglesina al vetro

1)Pulizia della superficie del vetro con alcool isopropilico LCALCOL-IP



2)Pulizia della superficie alluminio con alcool isopropilico LCALCOL-IP





3)Applicazione del LCPRIMER86 sui profili in alluminio



4)Attendere alcuni minuti per la completa asciugatura del prodotto ed applicare il nastro biadesivo sui profili

Istruzioni per il corretto incollaggio dei profili inglesina al vetro



5)Applicare la colla LC-PUB600E sulla squadretta negli incroci tra i profili come da schema seguente

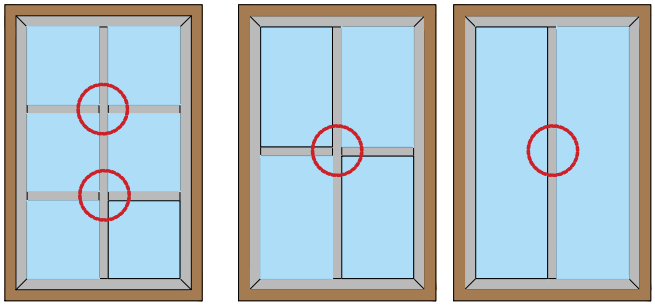

NOTA: Per i profili LA137,LA198,LA1044 non è possibile montare la squadretta di supporto per l'incollaggio. Procedere quindi rimuovendo parte del biadesivo dalla parte centrale e applicare la colla LC-PUB600E in corrispondenza della croce

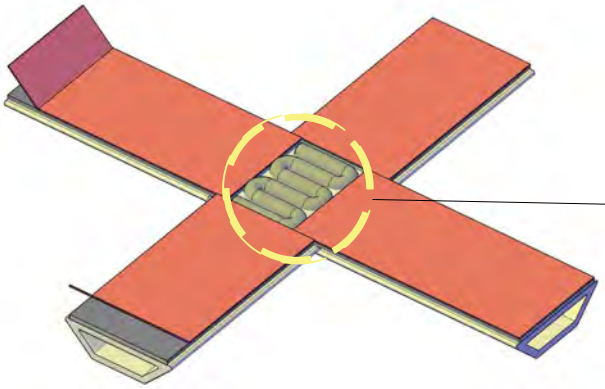

LC-PUB600E GB-MIXER50

GB-BIMIXER

Istruzioni per il corretto incollaggio dei profili inglesina al vetro



6)Rimuovere il liner dal biadesivo



7)Bagnare la superficie del vetro con alcol isopropilico:questa operazione permette al nastro biadesivo di incollarsi correttamente senza la formazione di bolle d'aria



8)Applicare i profili sprossen o il telaio prima dell'evaporazione dell'alcol dalla superficie del vetro.Esercitare un'adeguata pressione per fare aderire correttamente il biadesivo al vetro

9)Tenere l'anta in posizione orizzontale con l'applicazione di un peso soprattutto negli incroci tra sprossen per favorire il corretto incollaggio

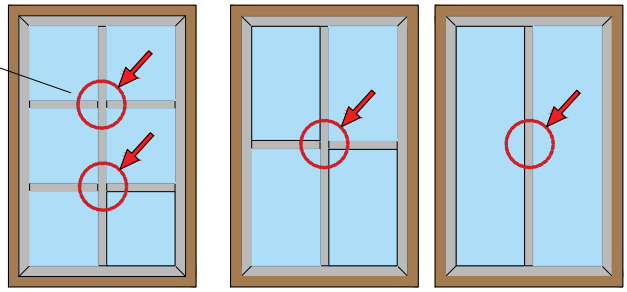

10)Attendere almeno 2 ore prima della rimozione dei pesi e l'installazione dell'anta

NOTE: la temperatura ideale per l'applicazione del biadesivo è da 20° C a 38° C.
L'applicazione al di sotto dei 10° C non è consigliata in quanto l'adesivo risulta troppo rigido per aderire in modo appropriato.

Profilo in alluminio da utilizzare su 1 lato dell'anta
To use only on one side of the sash

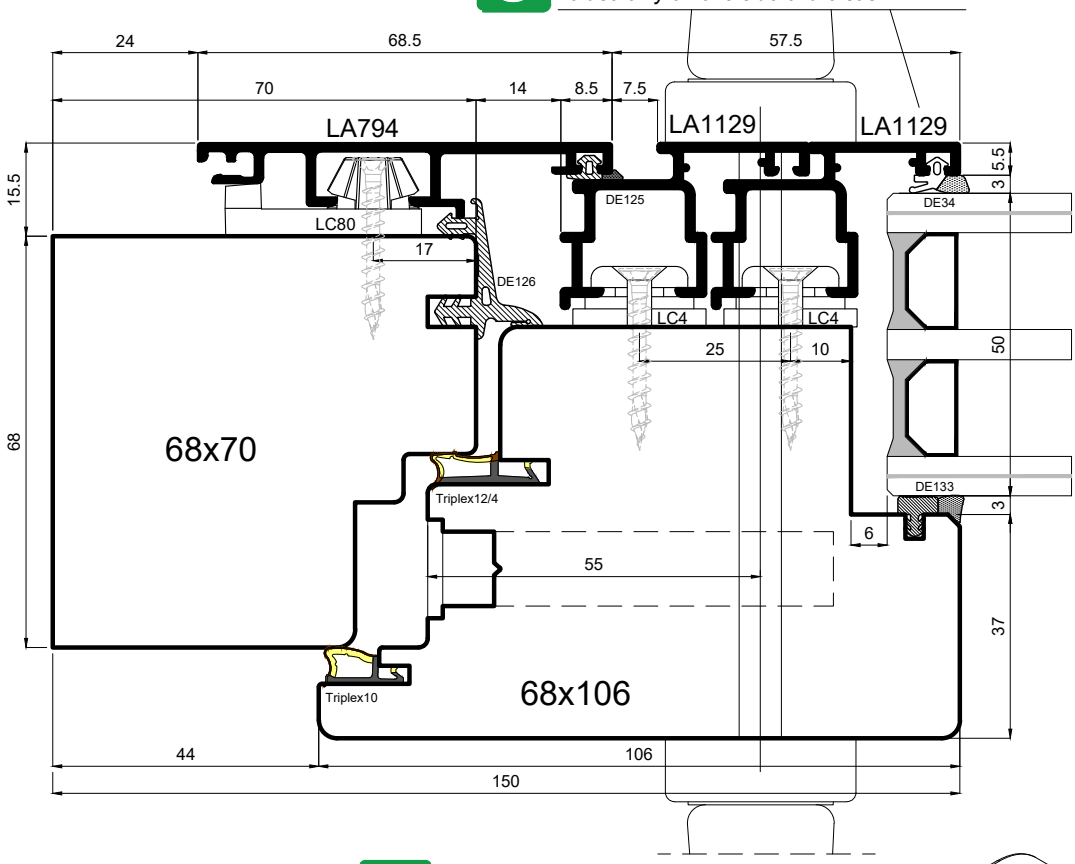

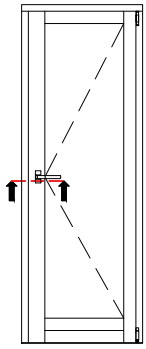

Profilo in alluminio da utilizzare sui 3 o 4 lati dell'anta
Do not use in combination with LA1129 profile

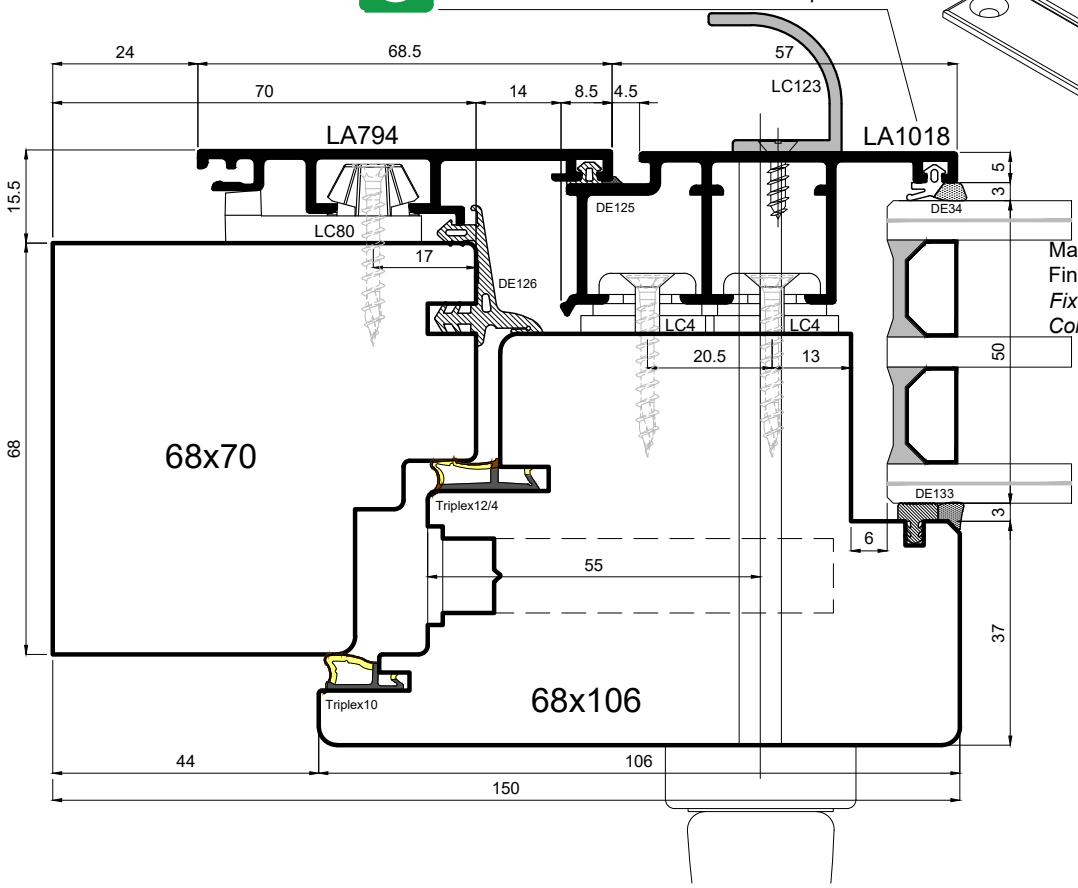

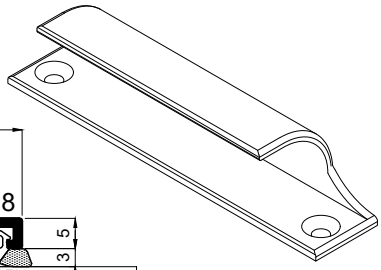

Maniglia fissa esterna LC123
Finiture:Argento,Nero
Fix handle
Colours:Silver,Black

Sistema Flat-Line

uniform

Scala 0.8:1

IT Sezione orizzontale montante laterale portabalcone con maniglia passante
DE Horizontalschnitt seitlich für von aussen sperrbare Balkonttür mit Schloss
ES Sección horizontal de montante lateral de puerta ventana con manija pasante
FR Coupe horizontale montants latéraux porte-balcon avec poignée à l'extérieur
UK Horizontal section of the lateral jambs of balcony door with passing-by handle

Profilo in alluminio da utilizzare sui 3 o 4 lati dell'anta
Do not use in combination with profile LA1130

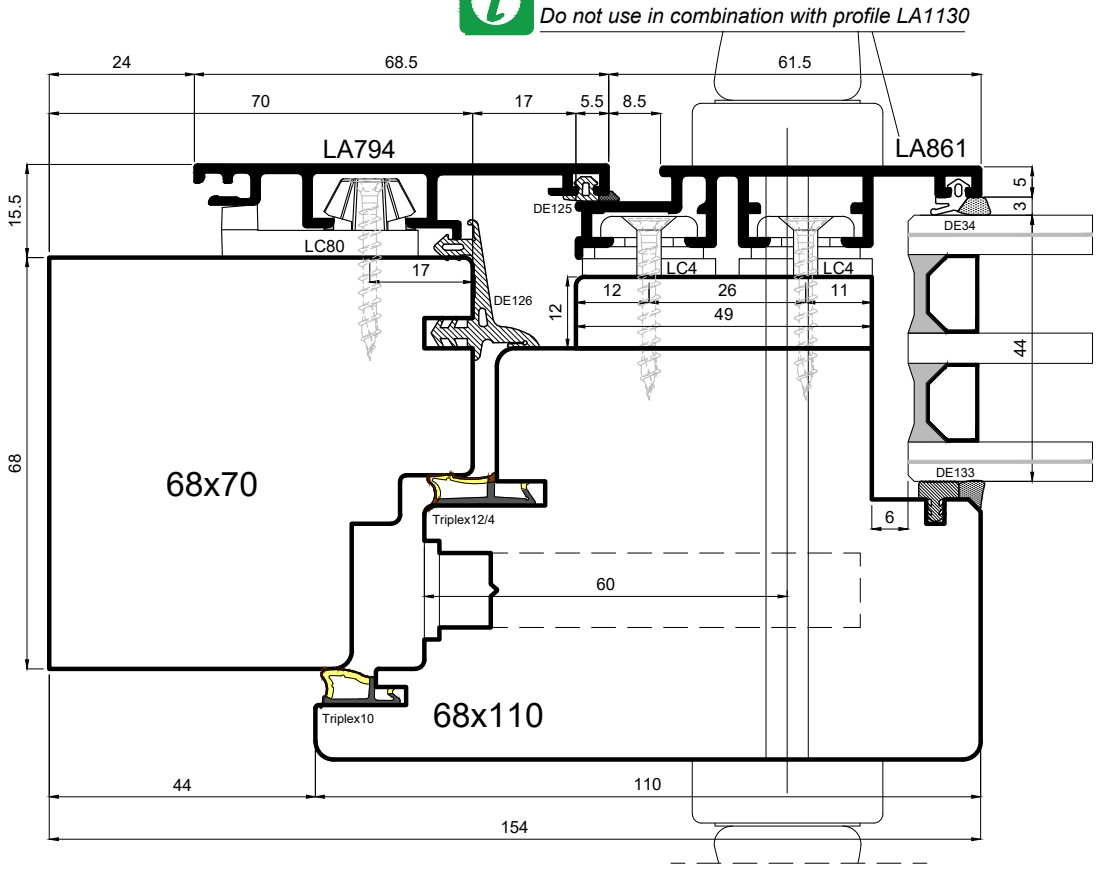

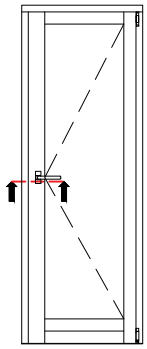

Profilo in alluminio da utilizzare su un lato dell'anta
To use only on one side of the sash

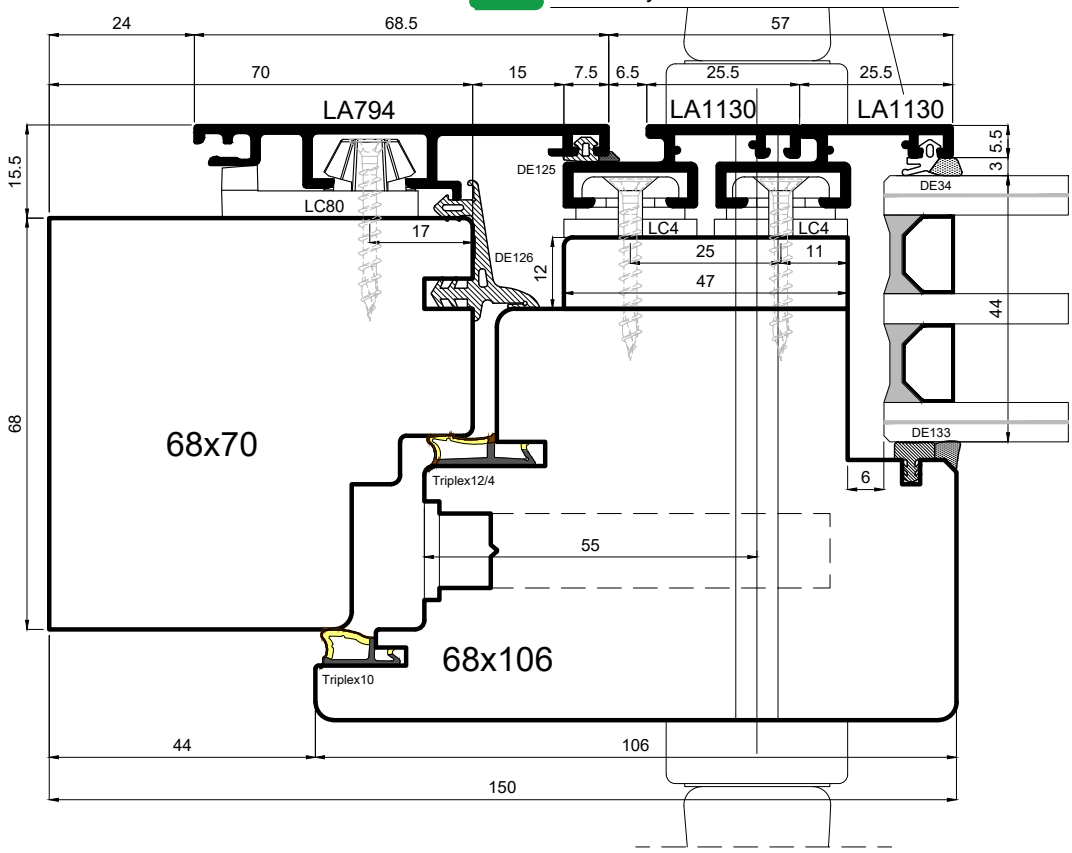

Sistema Flat-Line

uniform

Scala 0.8:1

IT Sezione orizzontale montante laterale portabalcone con maniglia passante
DE Horizontalschnitt seitlich für von aussen sperrbare Balkonttür mit Schloss
ES Sección horizontal de montante lateral de puerta ventana con manija pasante
FR Coupe horizontale montants latéraux porte-balcon avec poignée à l'extérieur
UK Horizontal section of the lateral jambs of balcony door with passing-by handle

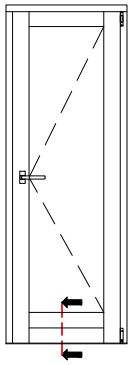

Soluzione per profilo anta LA861

Soluzione per profilo anta LA1018

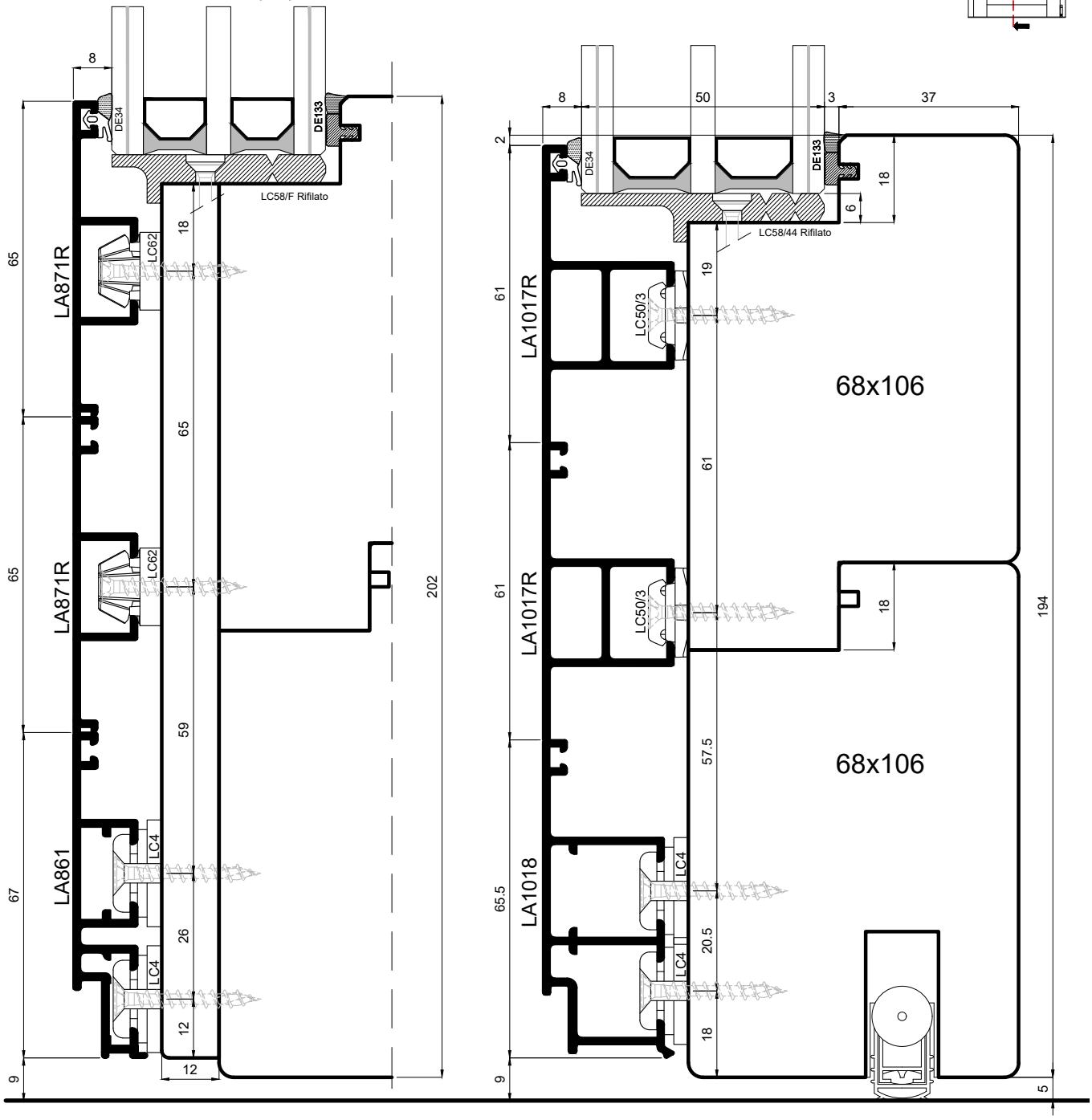

AVVERTENZE: Soluzione rappresentativa e non conforme per la normale permeabilità all'aria,acqua e vento.

WARNINGS: Solution not conforming to the normal air, water and wind permeability.

Sistema Flat-Line

uniform

Scala 1:1

IT Sezione verticale traverso inferiore portabalcone con parafreddo

DE Vertikalschnitt Balkontür quer unten mit Kälteschutz

ES Sección vertical travesaño inferior puertaventana con parafrío

FR Section verticale traverse inférieure porte-balcon avec clonette

UK Vertical section of the balcony door's lower ledger with cold-defender

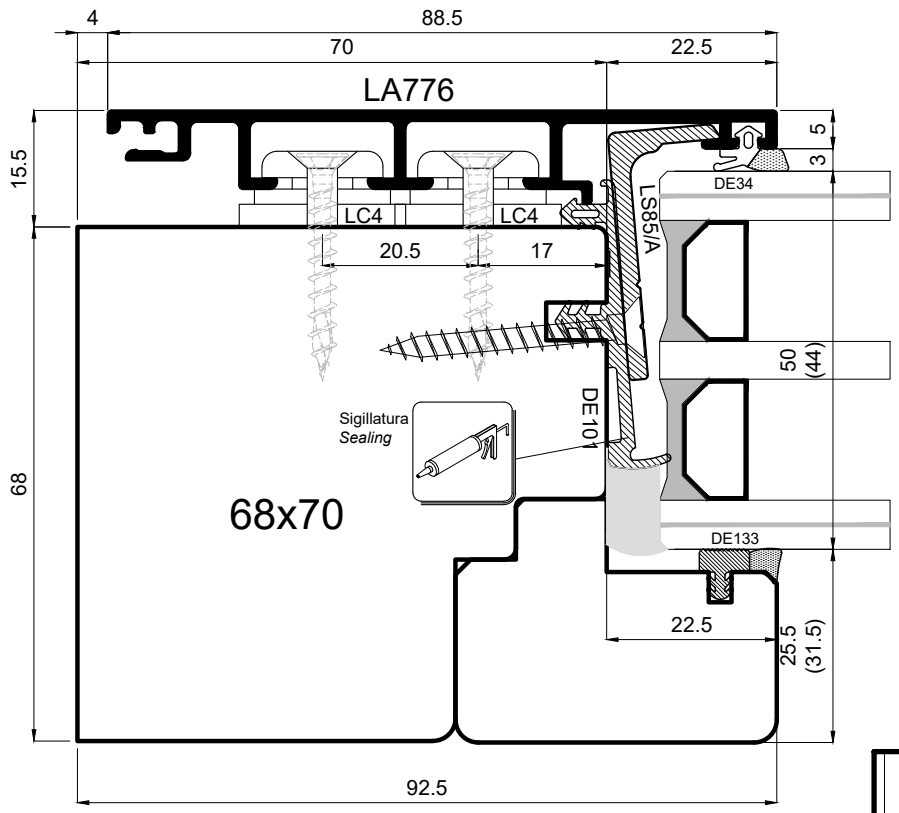

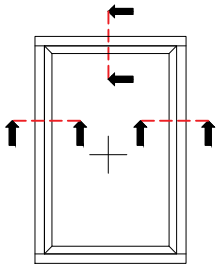

Variante con clip fermavetro

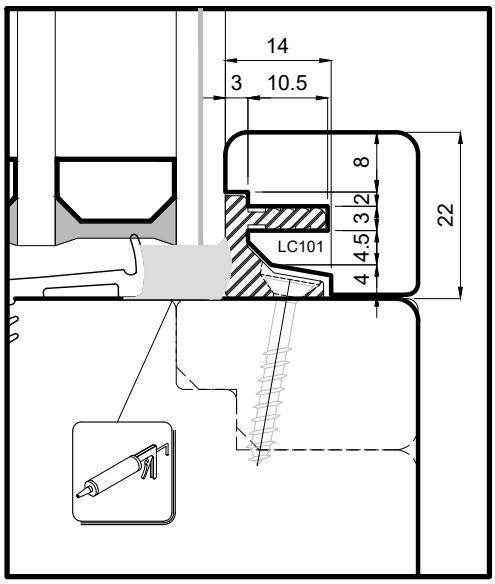

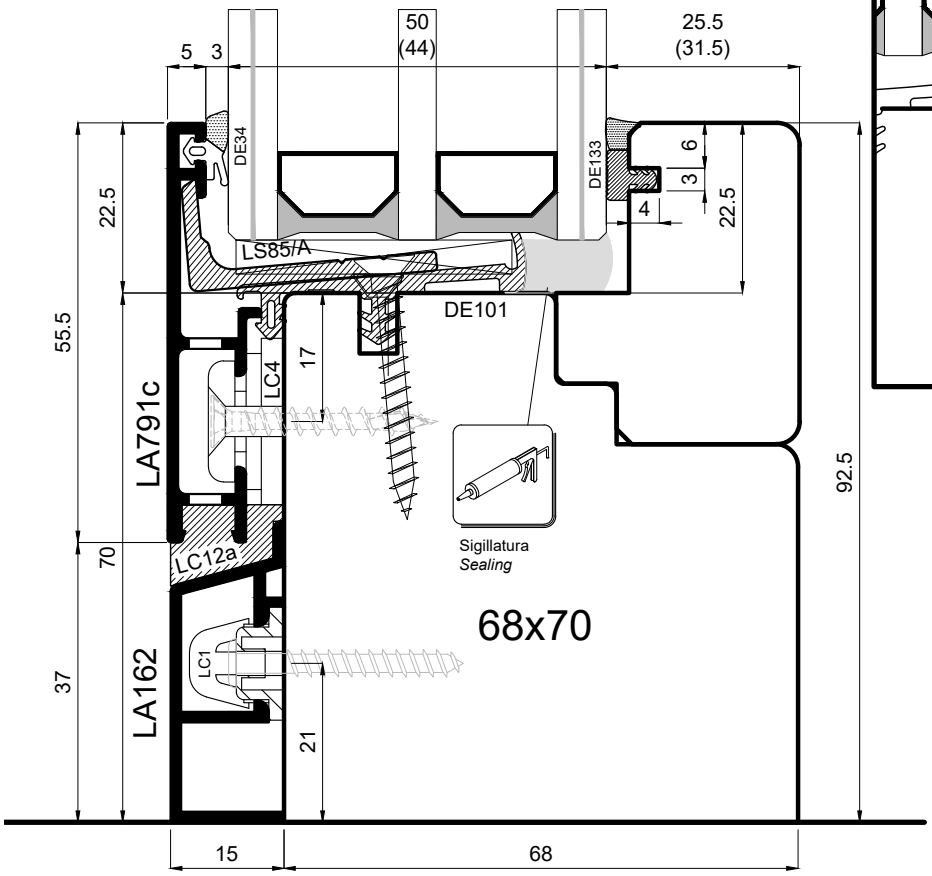

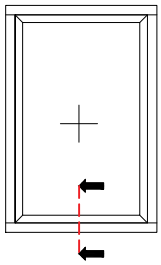

Sistema Flat-Line

uniform

Scala 1:1

IT Sezione verticale finestra con vetro fisso
DE Vertikalschnitt Fenster mit Fixverglasung
ES Sección vertical ventana con cristal fijo
FR Coupe verticale fenêtre avec vitre fixe
UK Vertical section of the window's lower ledger with fixed glass

Istruzioni per il montaggio del vetro fisso

1 Montaggio del telaio in alluminio

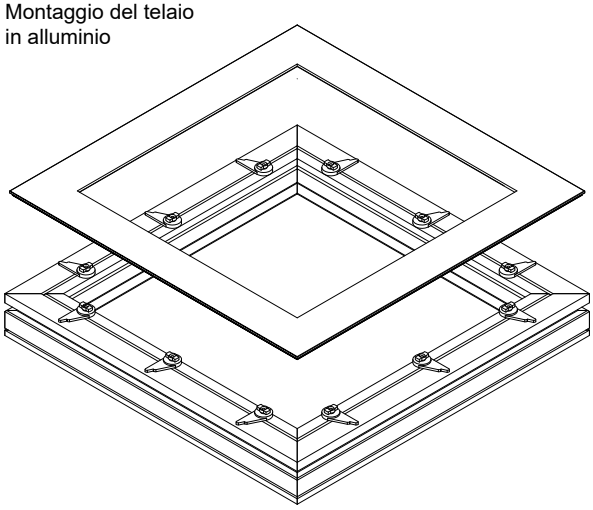

2 Montaggio della guarnizione DE101 sui 4 lati

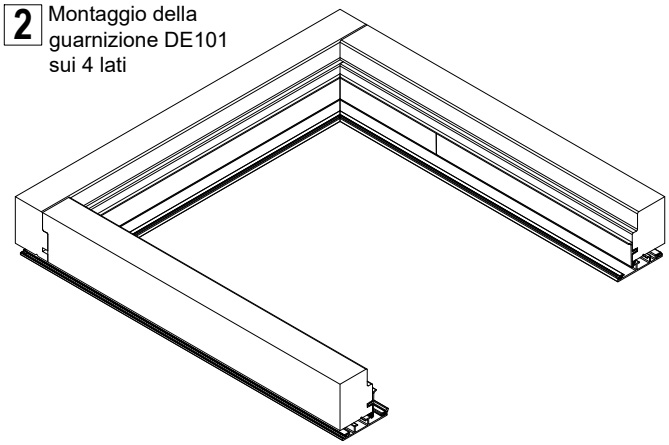

3 Montaggio squadrette LS85/A passo 300mm

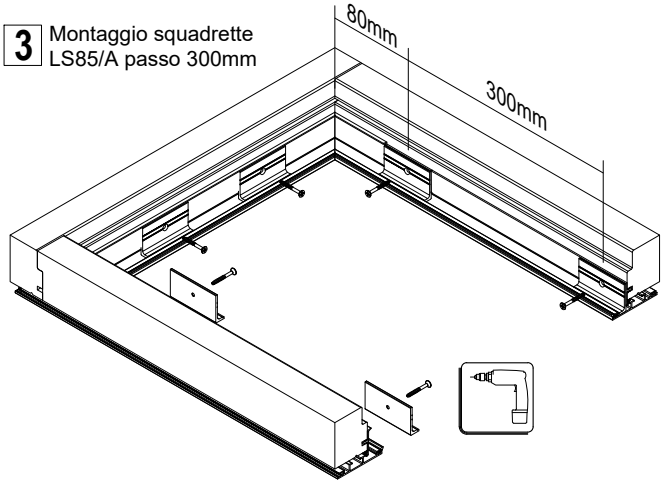

4 Montaggio del vetro

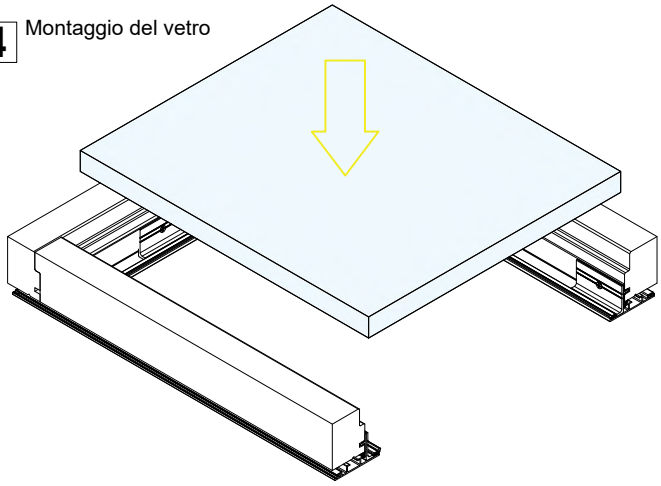

5 Sigillatura perimetrale

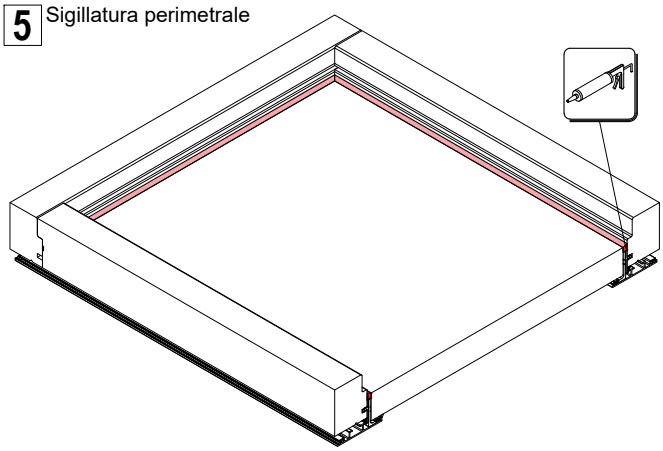

6 Montaggio dei fermavetri in legno

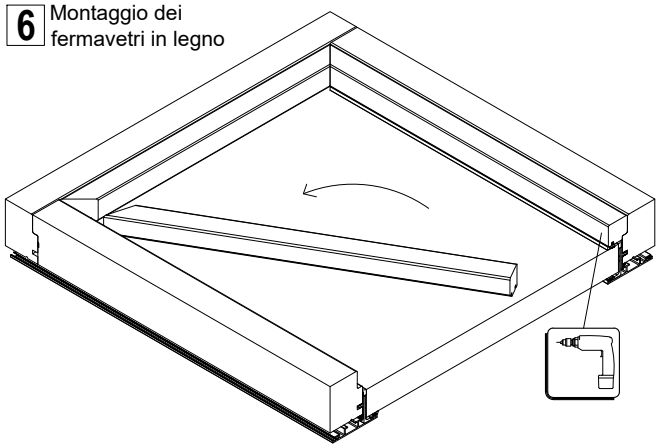

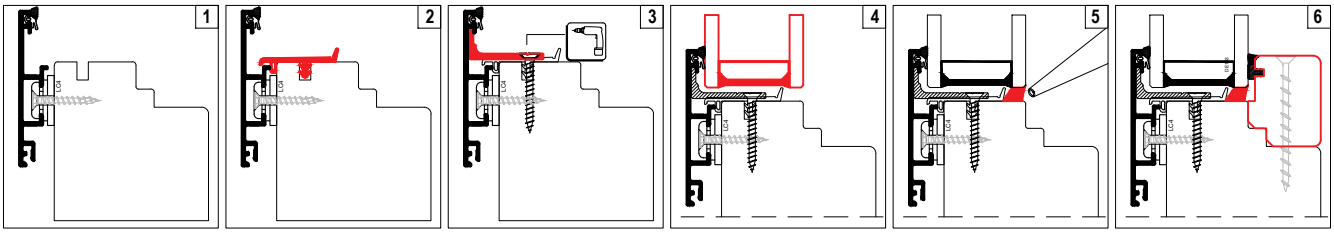

Sistema Flat-Line

uniform

Scala -

IT Istruzioni per il montaggio del vetro fisso
DE Montageanleitung für verglasung
ES Istrucciones para el montaje del vidrio
FR Instructions pour le montage du vitrage
UK Instructions for assembly the fixed glass

CT uni_cover Flat-Line-ver.06/14.12.2023

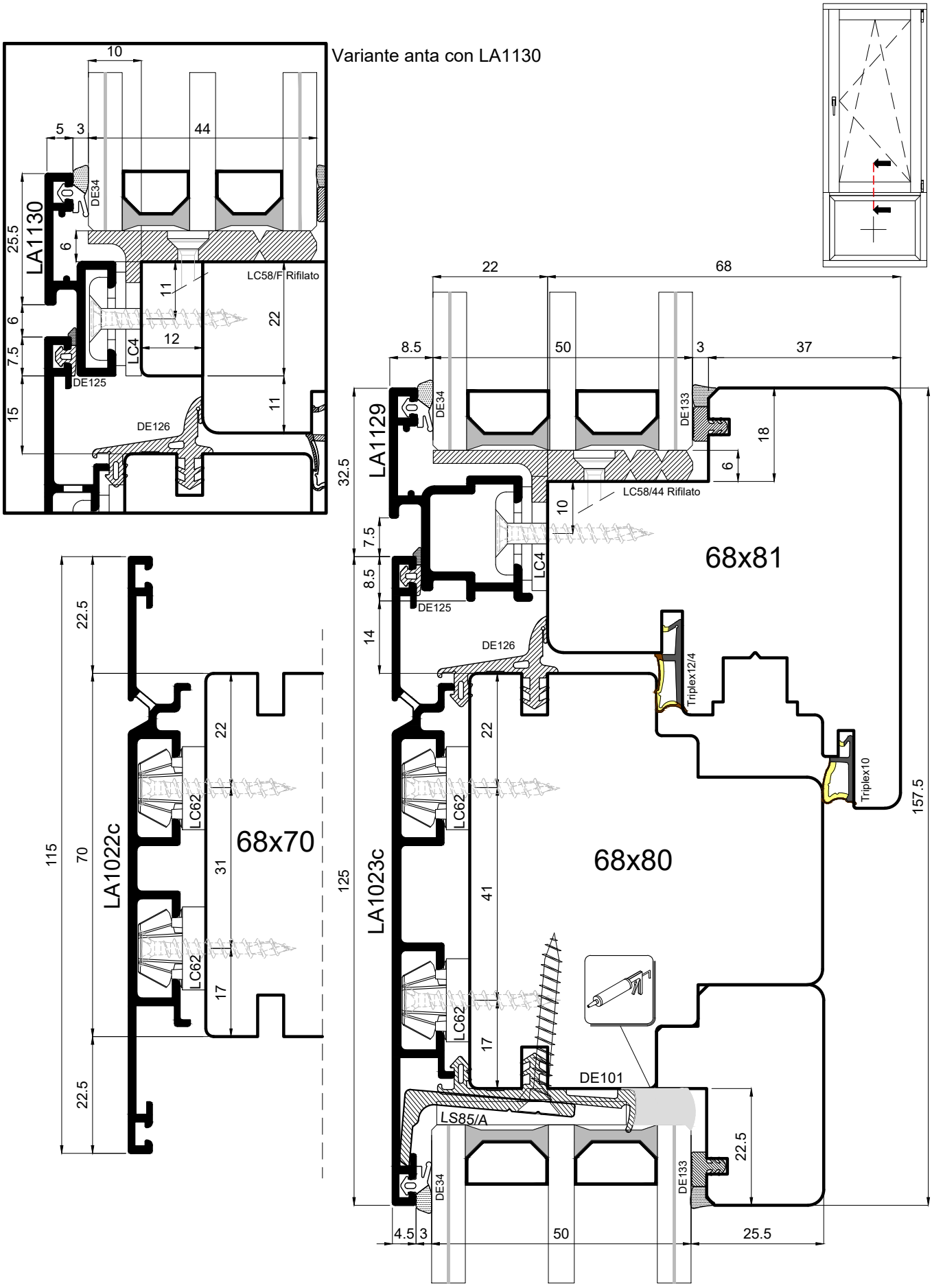

Sistema Flat-Line

uniform

Scala 1:1

IT Sezione verticale traverso intermedio telaio
DE Vertikalschnitt Kämpfer
ES Sección vertical travesaño intermedio del marco
FR Coupe verticale des traverse intermédiaire du dormant
UK Vertical section of the frame's itermediate transom

Variante anta con LA1130

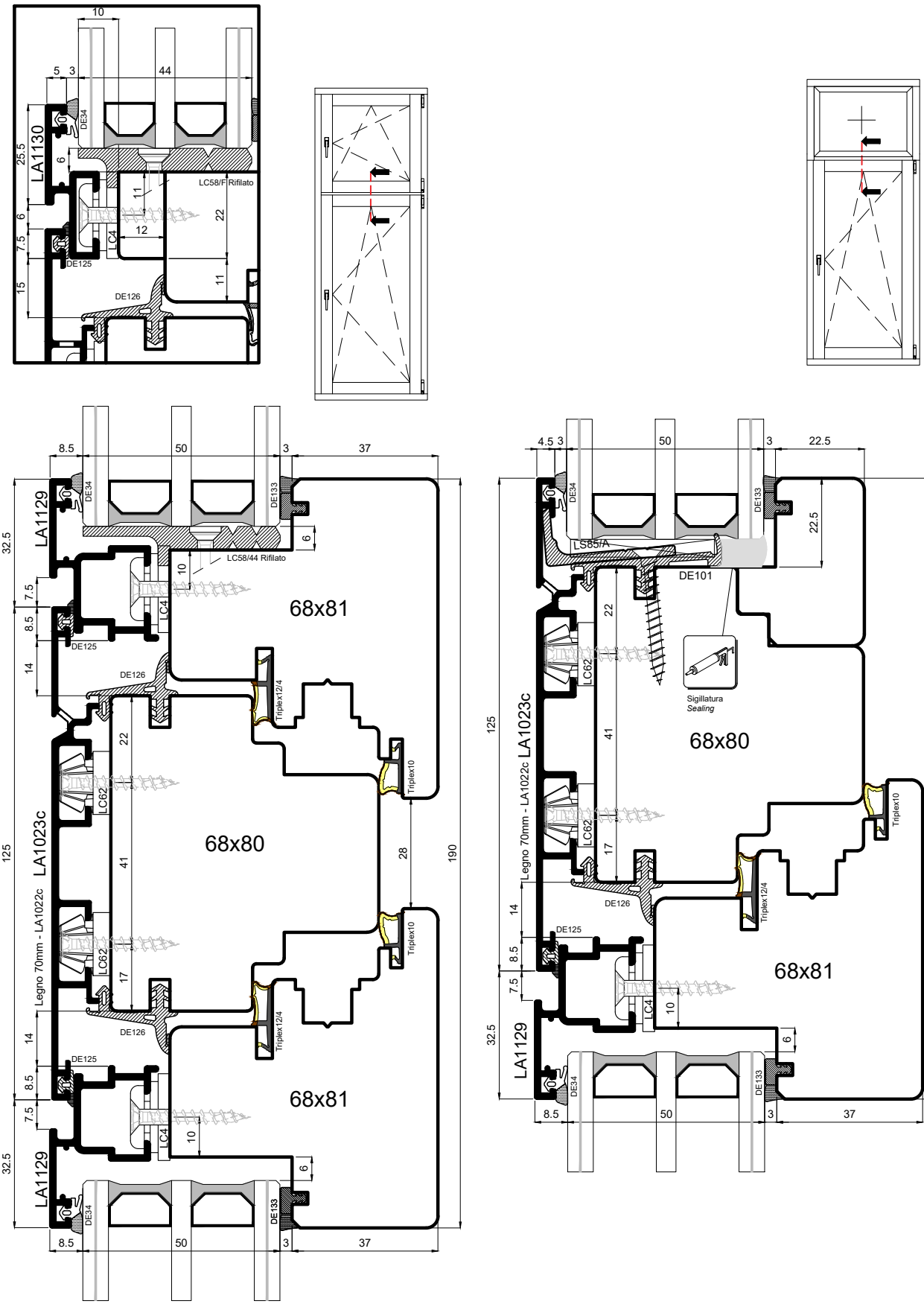

Sistema Flat-Line

uniform

Scala 0.7:1

IT Sezione verticale traversi intermedi telaio
DE Vertikalschnitt Kämpfer
ES Sección vertical travesaños intermedios del marco
FR Coupe verticale des traverses intermédiaires du dormant
UK Vertical section of the frame's itermediate transoms

Variante anta con LA1130

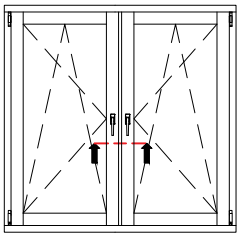

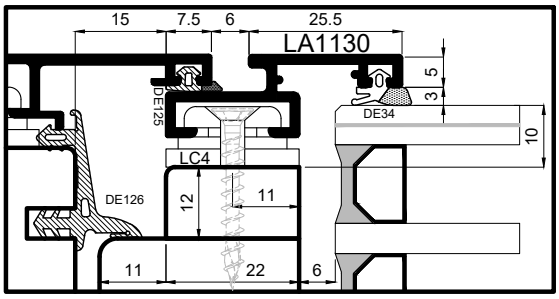

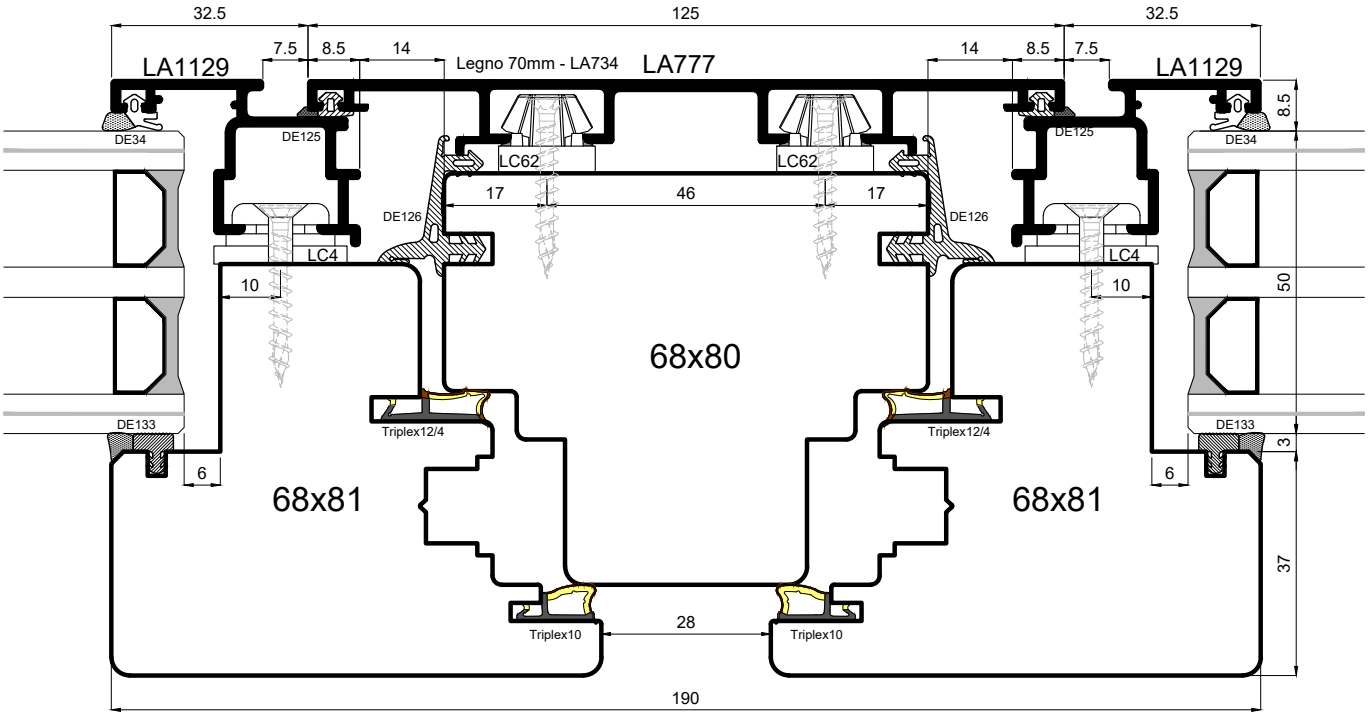

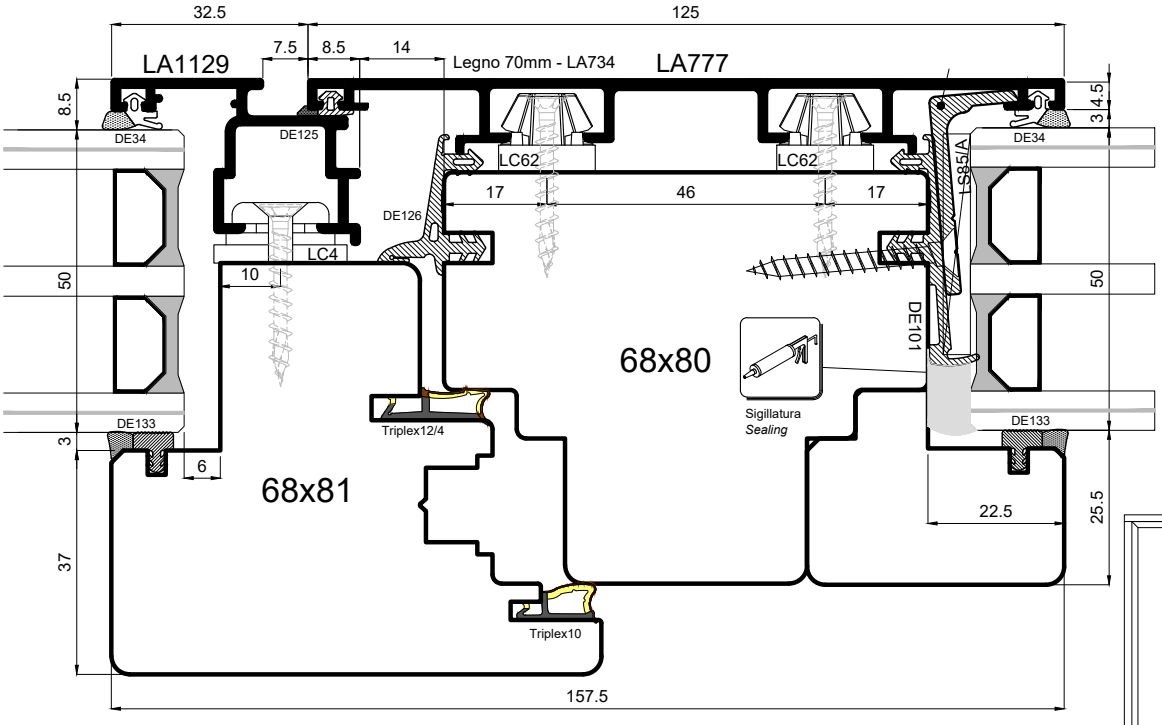

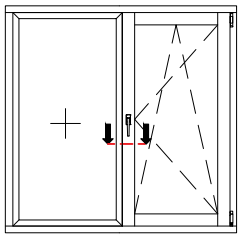

Sistema Flat-Line

uniform

Scala 0.8:1

IT Sezione orizzontale montanti intermedi telaio
DE Horizontalschnitt Setzholz Rahmen
ES Sección horizontal montantes intermedios del marco
FR Coupe horizontale montants intermédiaires dormant
UK Horizontal section of the frame's mullions

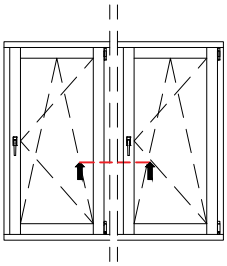

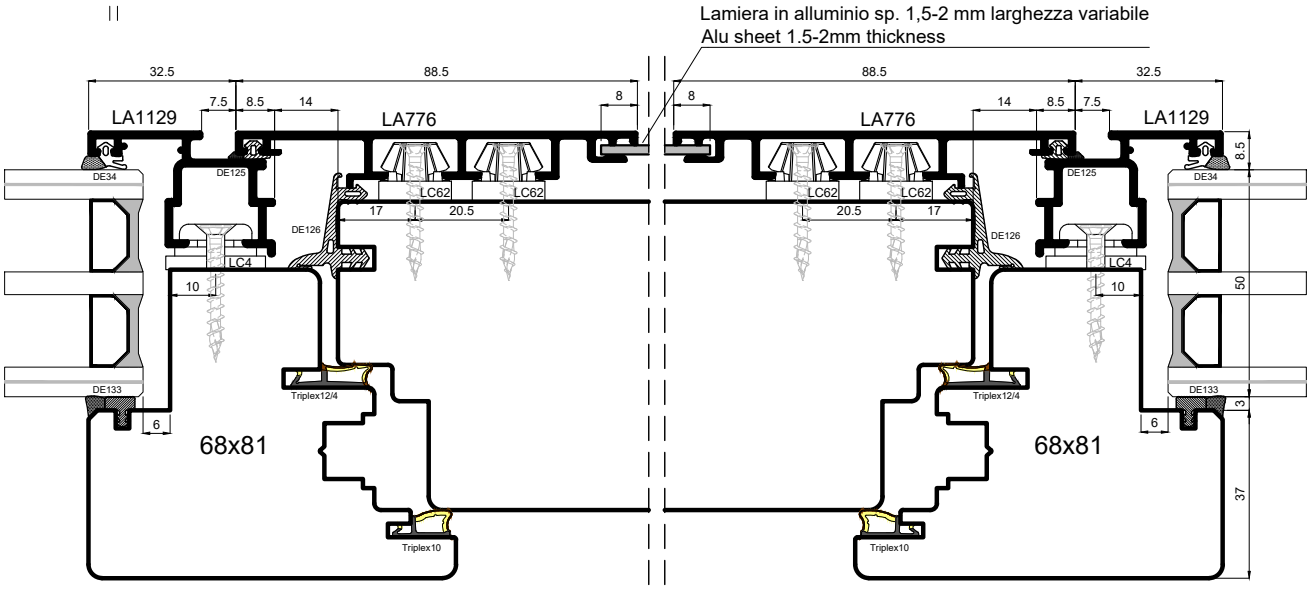

Variante anta con LA1130

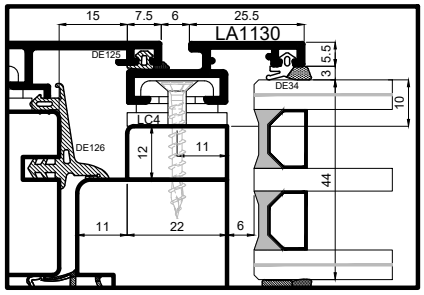

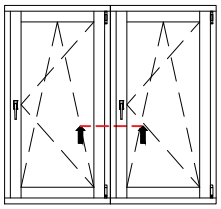

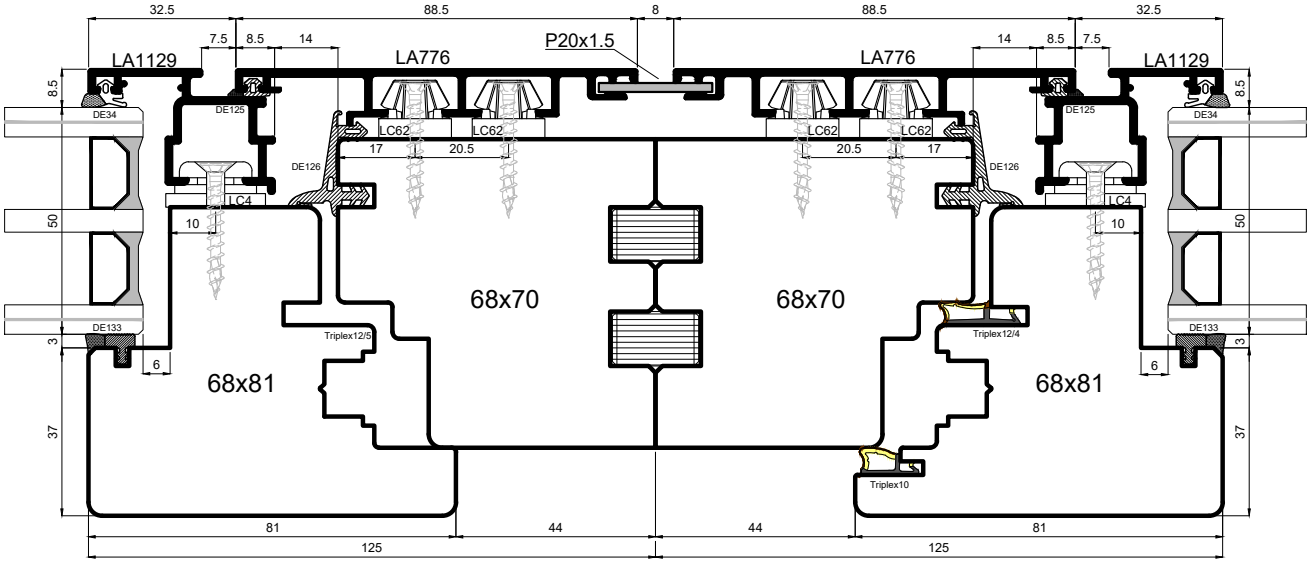

Sistema Flat-Line

uniform

Scala 0.6:1

IT Sezione orizzontale finestre accoppiate
DE Horizontalschnitt gekoppelte Fenster
ES Sección horizontal de ventanas acopladas
FR Coupe horizontale accouplement de dormants
UK Horizontal section of the connected windows

Variante anta con LA1130

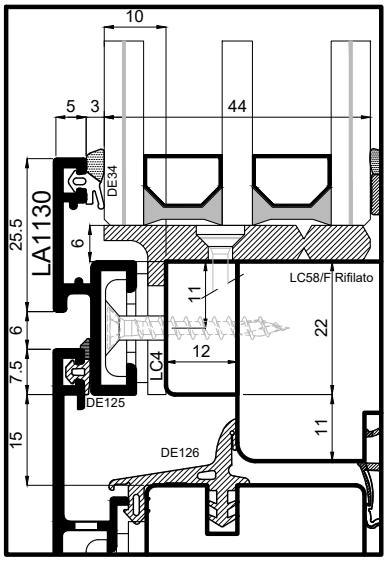

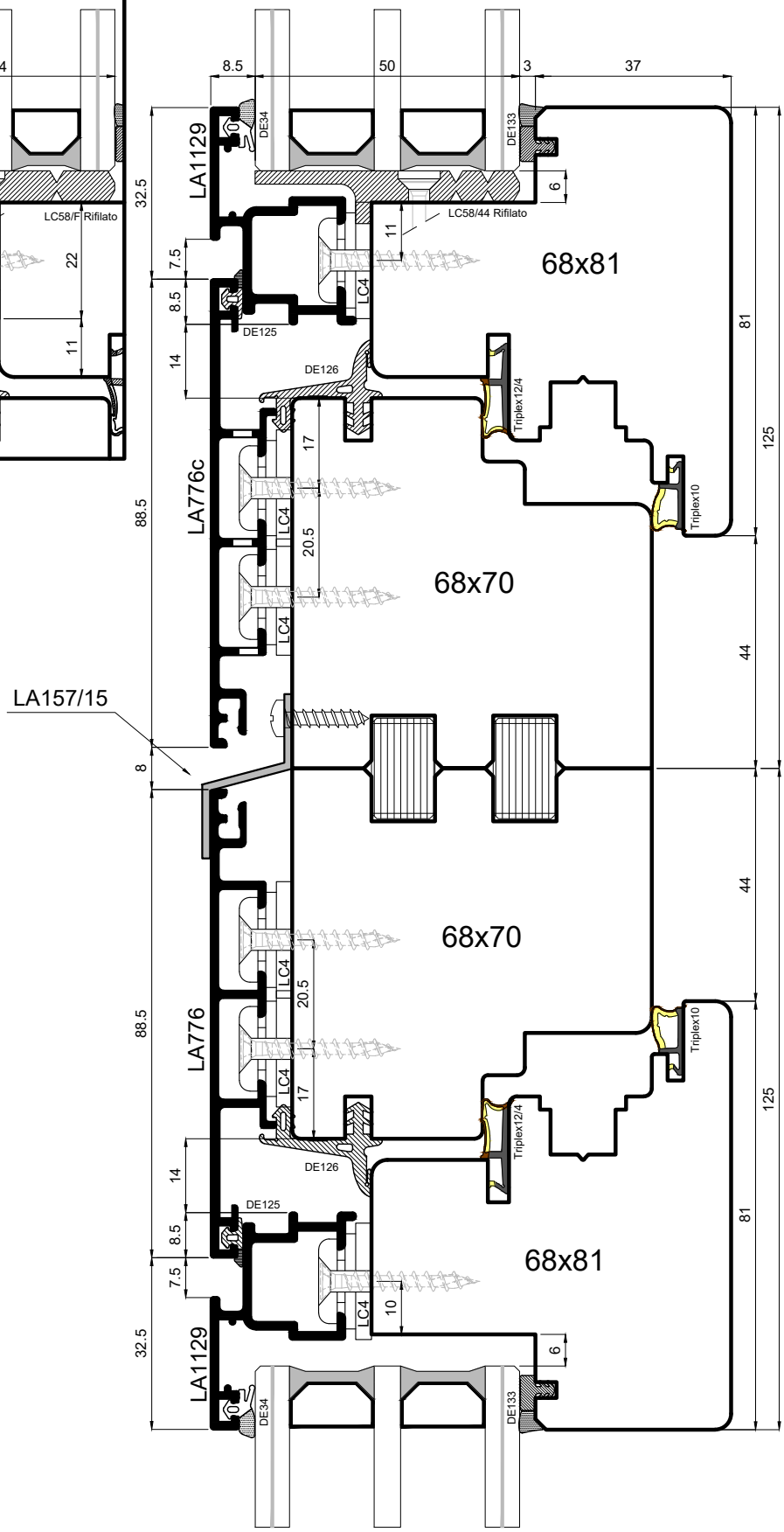

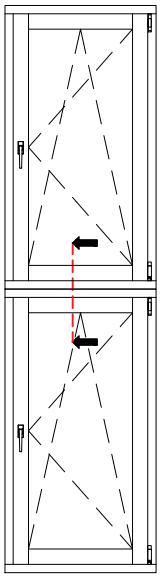

Sistema Flat-Line

uniform

Scala 0.8:1

IT Sezione verticale finestre accoppiate con telaio larghezza 70 mm.
DE Vertikalschnitt gekoppelte Fenster mit Rahmenbreite 70mm
ES Sección vertical de ventanas acopladas con anchura del marco de madera de 70 mm
FR Coupe verticale fenêtres accouplement de dormants largeur 70 mm
UK Vertical section of the connected windows

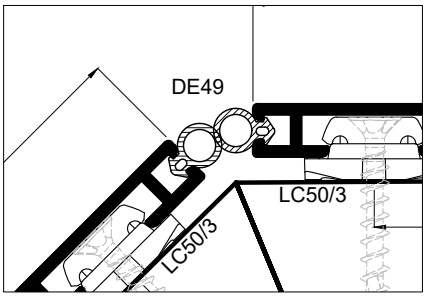

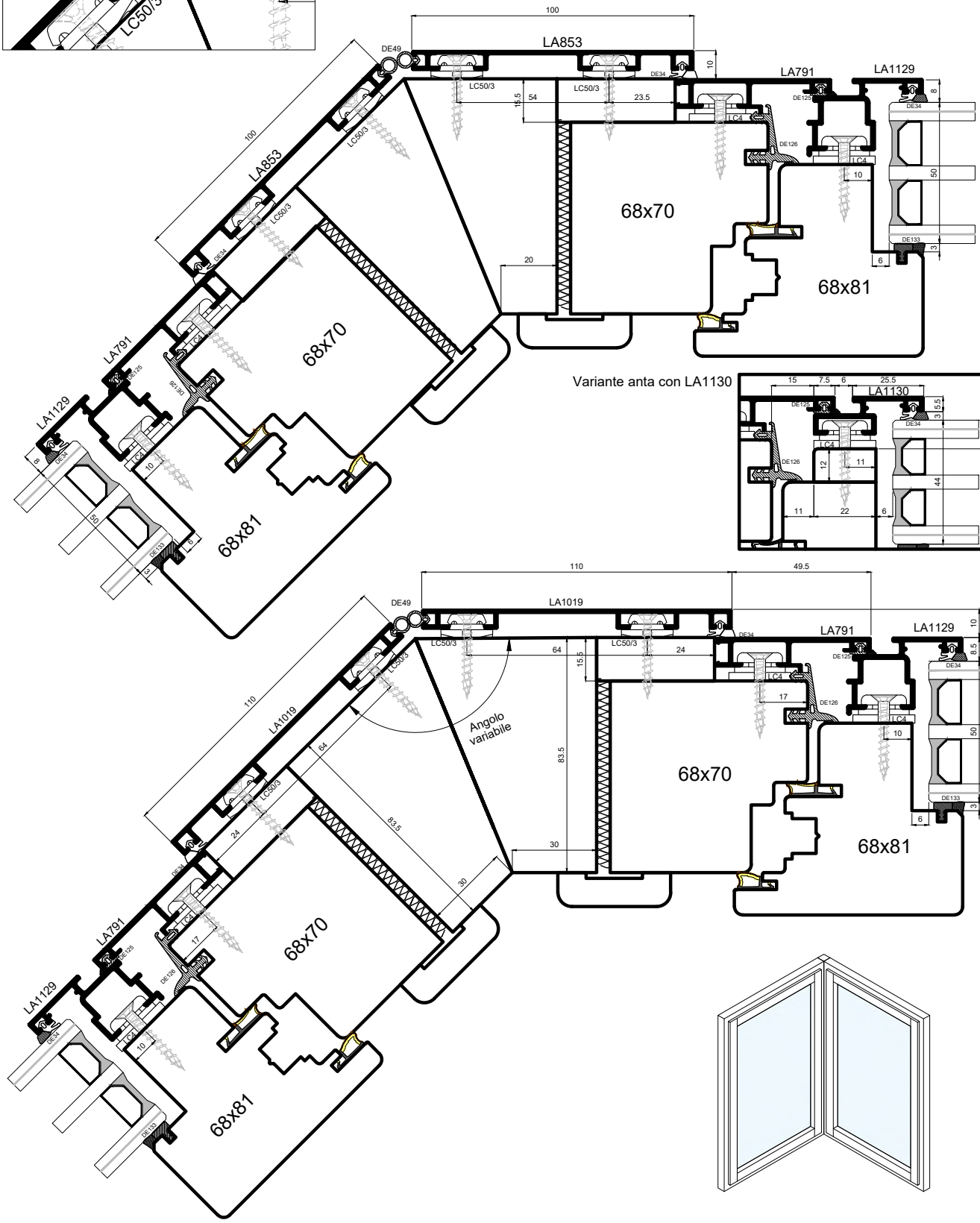

Sistema Flat-Line

uniform

Scala 1:2

IT Sezione orizzontale finestre accoppiate con inclinazione variabile
DE Horizontalschnitt gekoppelte Fenster mit regulierbarer Neigung
ES Sección horizontal de ventanas acopladas de inclinación variable
FR Coupe horizontale accouplement de dormants à angle variable
UK Horizontal section of the connected windows with a variable angle

Variante anta con LA1130

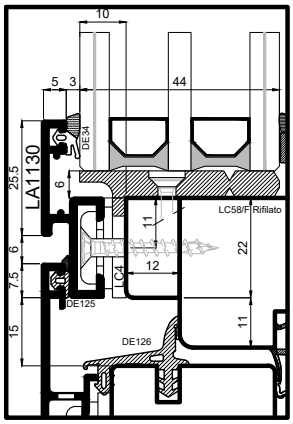

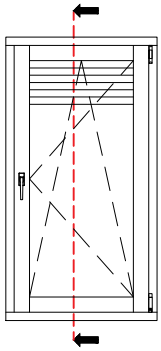

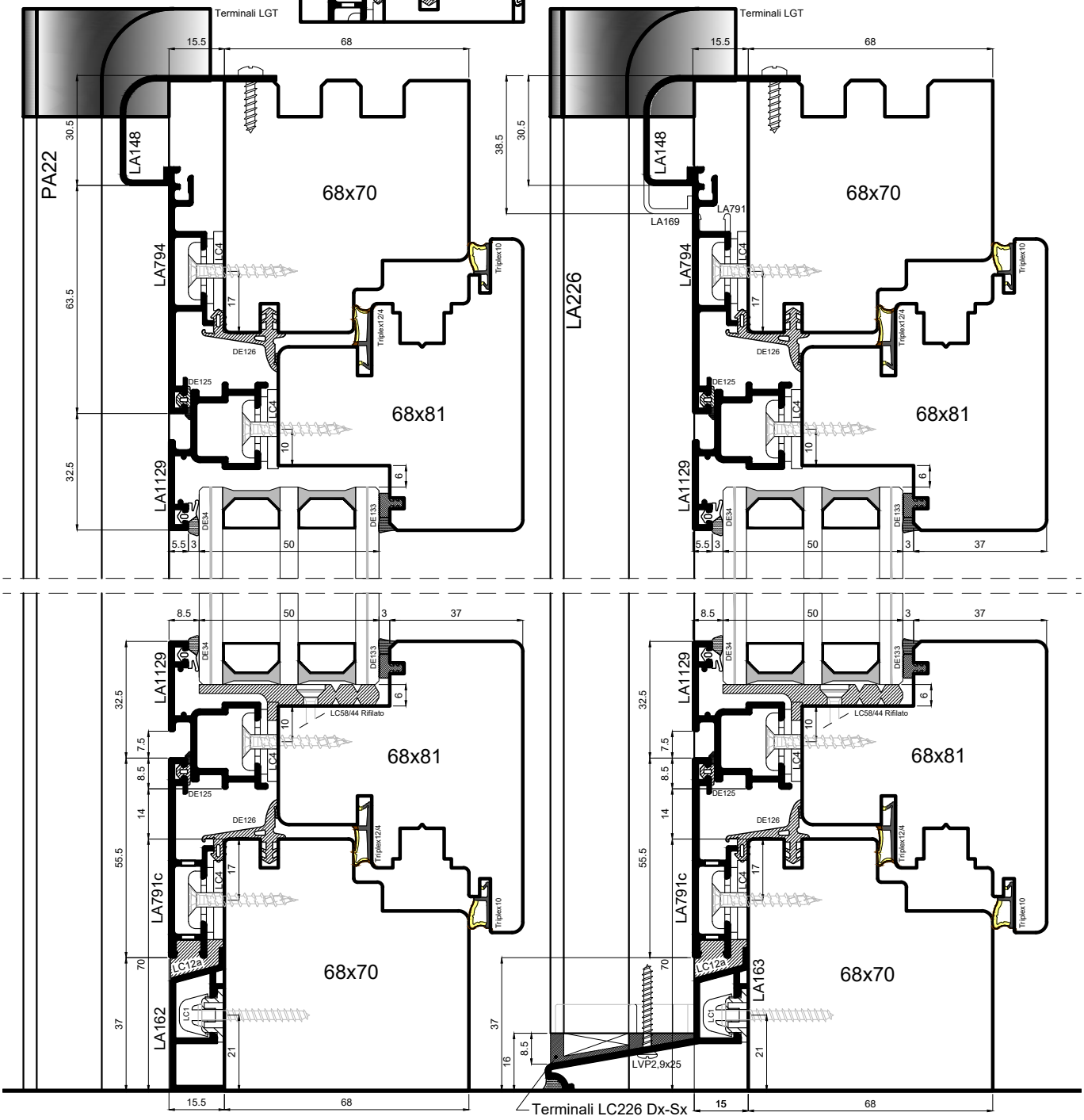

Sistema Flat-Line

uniform

Scala 0.6:1

IT Sezione verticale con guida avvolgibile PA22 e LA226
DE Vertikalschnitt mit Rolladenführung PA22 und LA226
ES Sección vertical con guía de persiana PA22 y LA226
FR Coupe verticale avec coulisse volet roulant PA22 et LA226
UK Vertical section with winding up guide PA22 and LA226

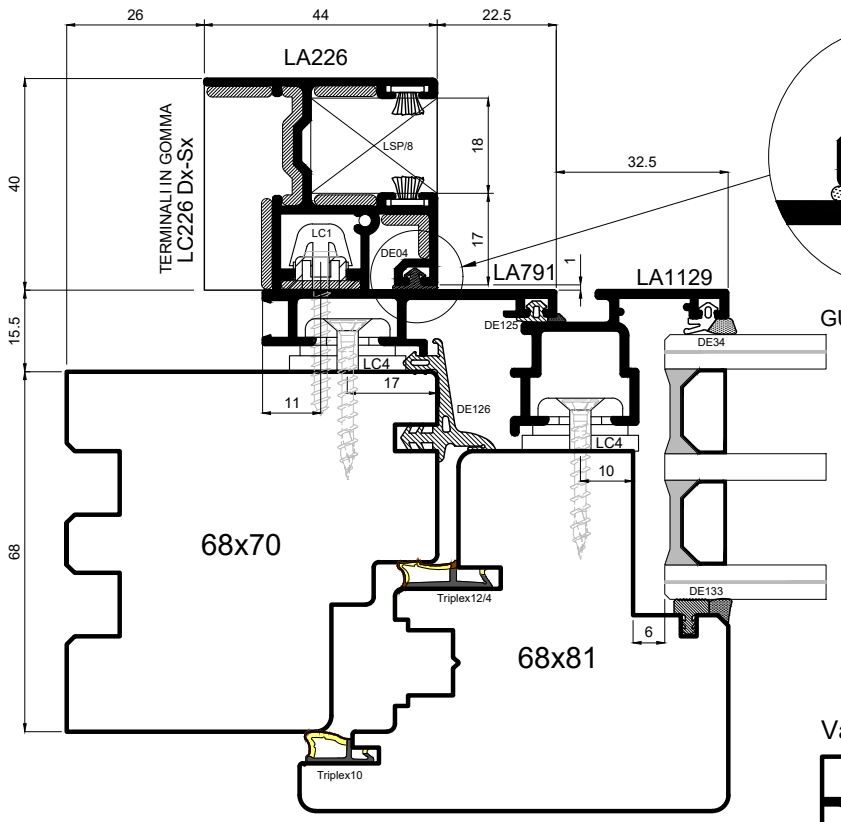

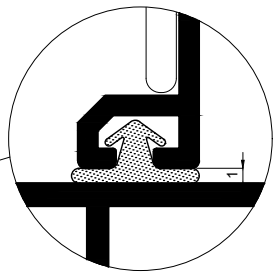

GUARNIZIONE DE04

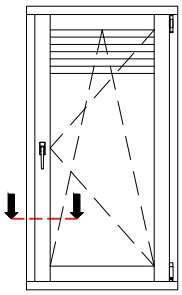

Variante anta con LA1130

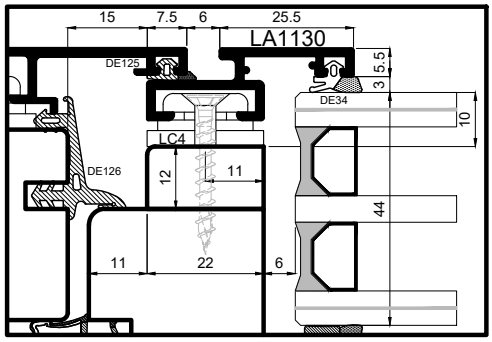

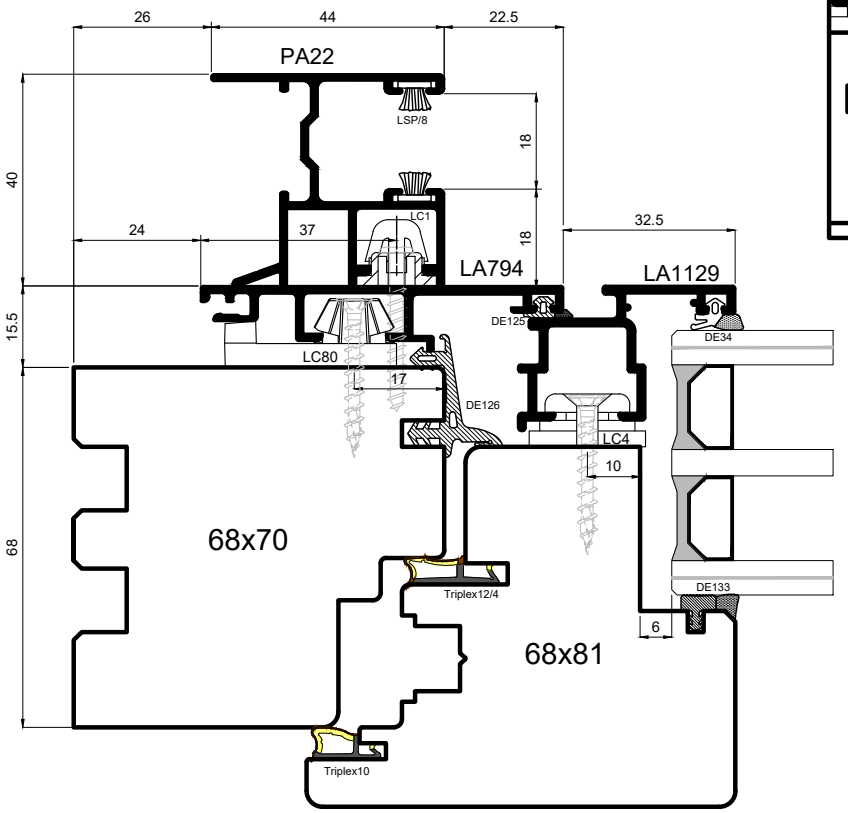

Sistema Flat-Line

uniform

Scala 0.7:1

IT Sezione orizzontale con guida avvolgibile PA22 e LA226
DE Horizontalschnitt mit Rolladenführung PA22 und LA226
ES Sección horizontal con guía de persiana PA22 y LA226
FR Coupe horizontale avec coulisse volet roulant PA22 et LA226
UK Horizontal section with winding up guides PA22 and LA226

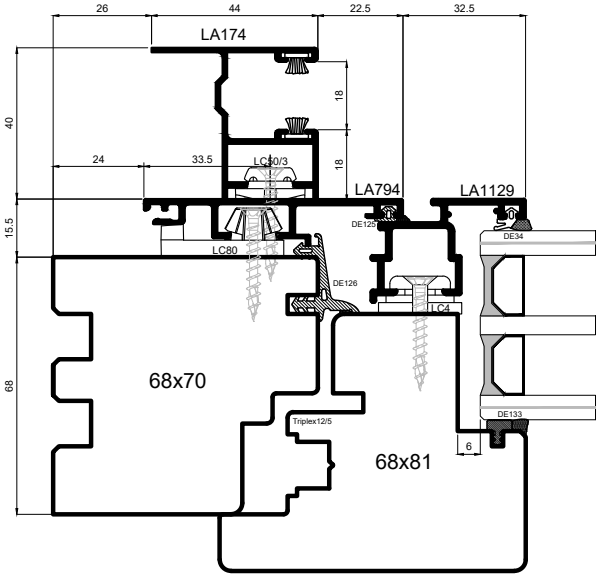

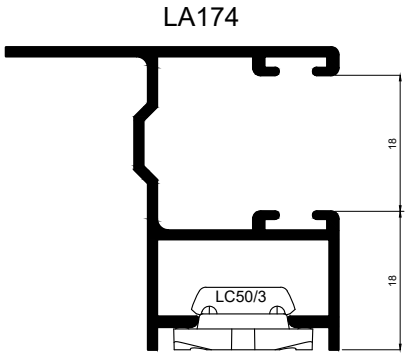

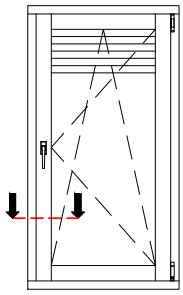

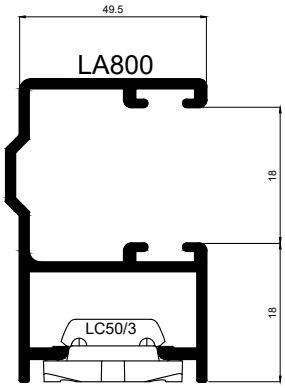

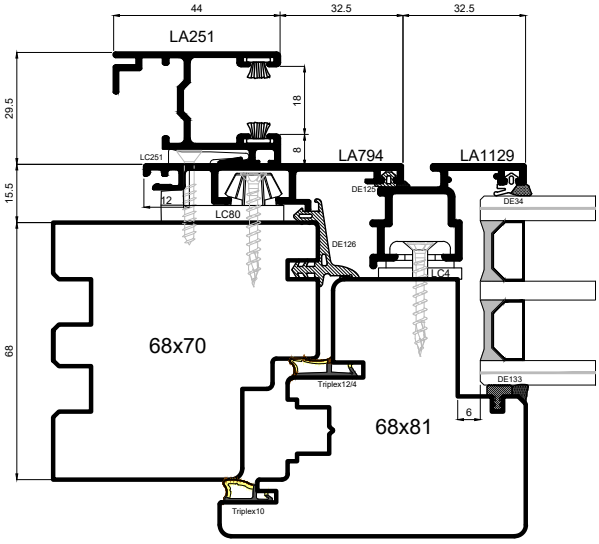

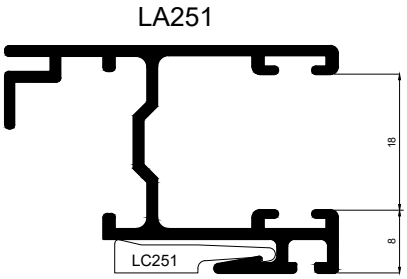

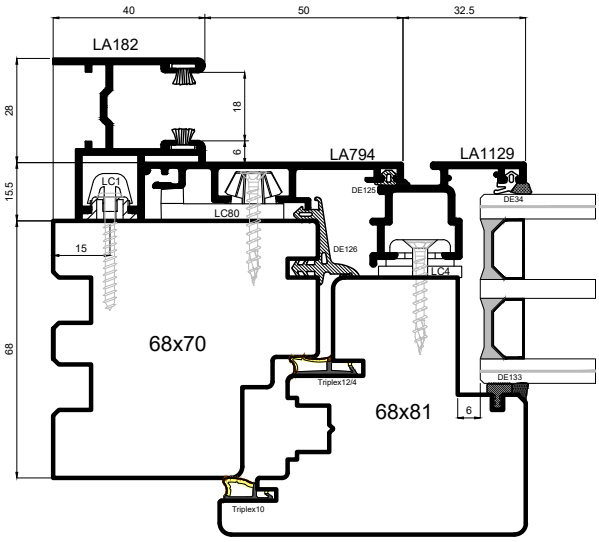

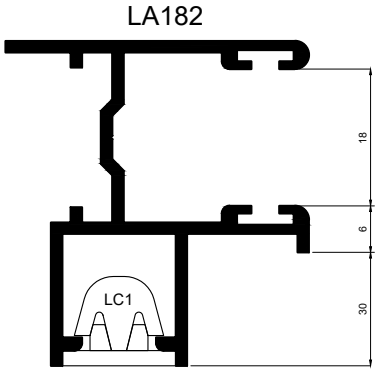

Sistema Flat-Line

uniform

Scala 1:2

IT Sezione orizzontale con guide avvolgibili LA174-LA251-LA800-LA182

DE Vertikal- und Horizontalschnitt mit Rolladenführung LA174-LA251-LA800-LA182

ES Sección horizontal con guías de persiana LA174-LA251-LA800-LA182

FR Coupe horizontale avec coulisses volest roulants LA174-LA251-LA800-LA182

UK Horizontal section with winding up guides LA174-LA251-LA800-LA182

Variante anta con LA1130

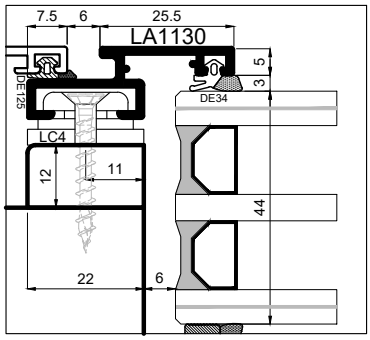

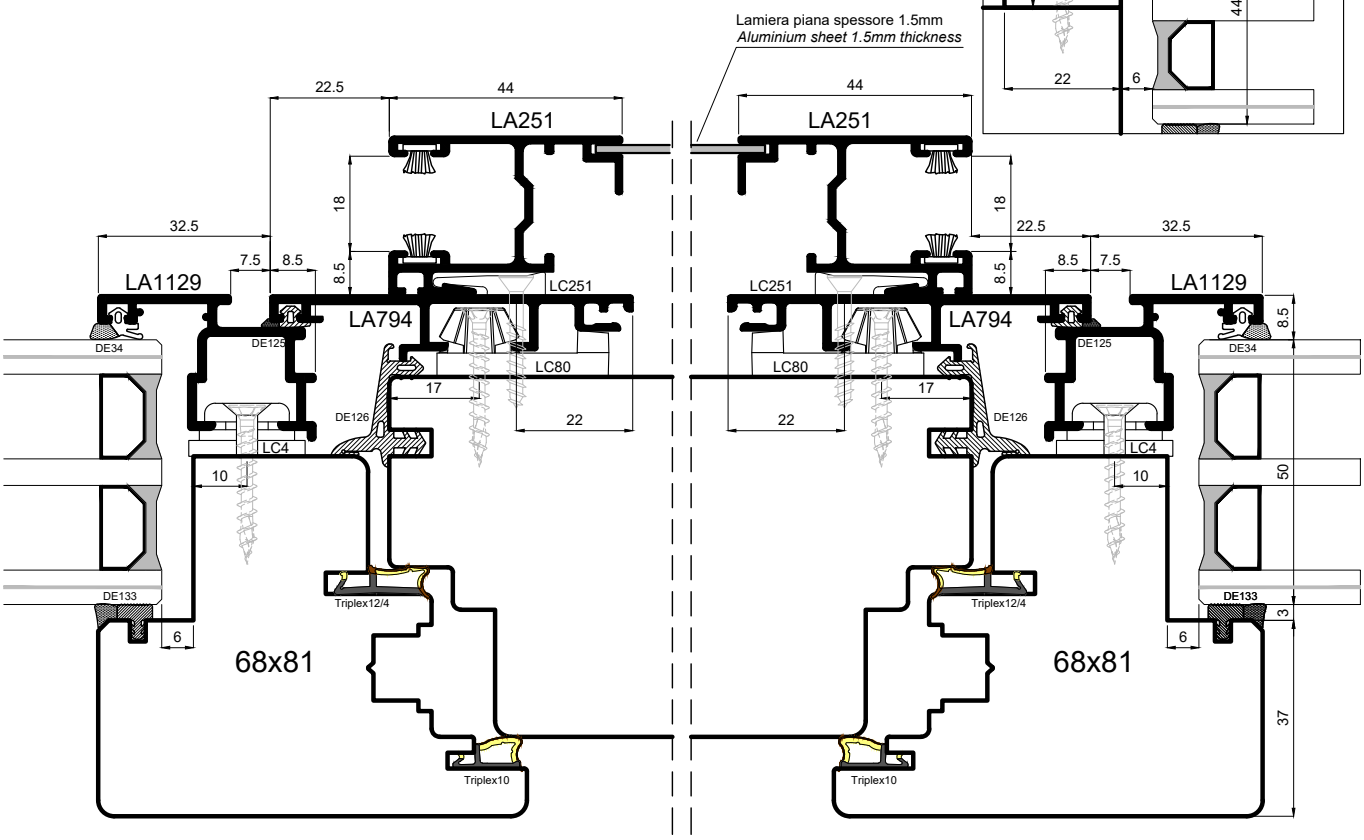

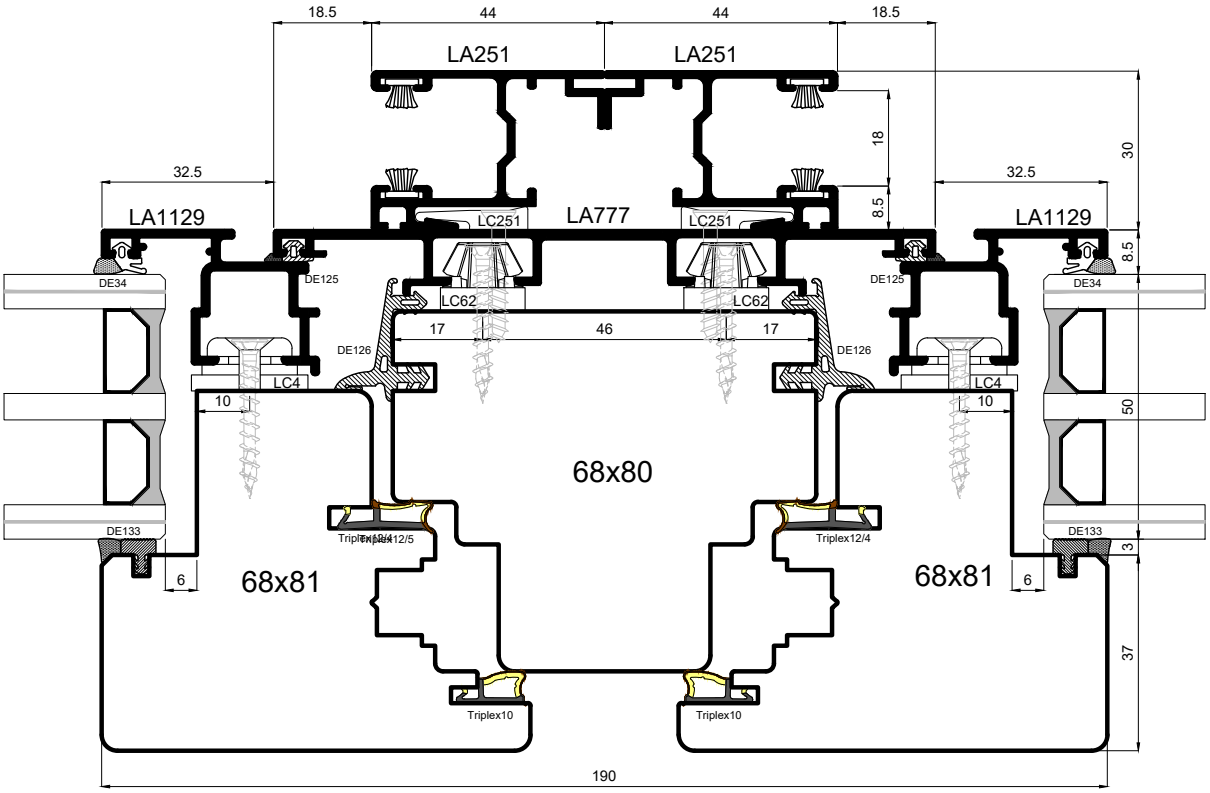

Sistema Flat-Line

uniform

Scala 0.7:1

IT Sezione orizzontale finestre accoppiate con LA251
DE Horizontalschnitt gekoppelte Fenster mit LA251
ES Sección horizontal de ventanas acopladas
FR Coupe horizontale accouplement de dormants avec LA251
UK Horizontal section of the connected windows with LA 251

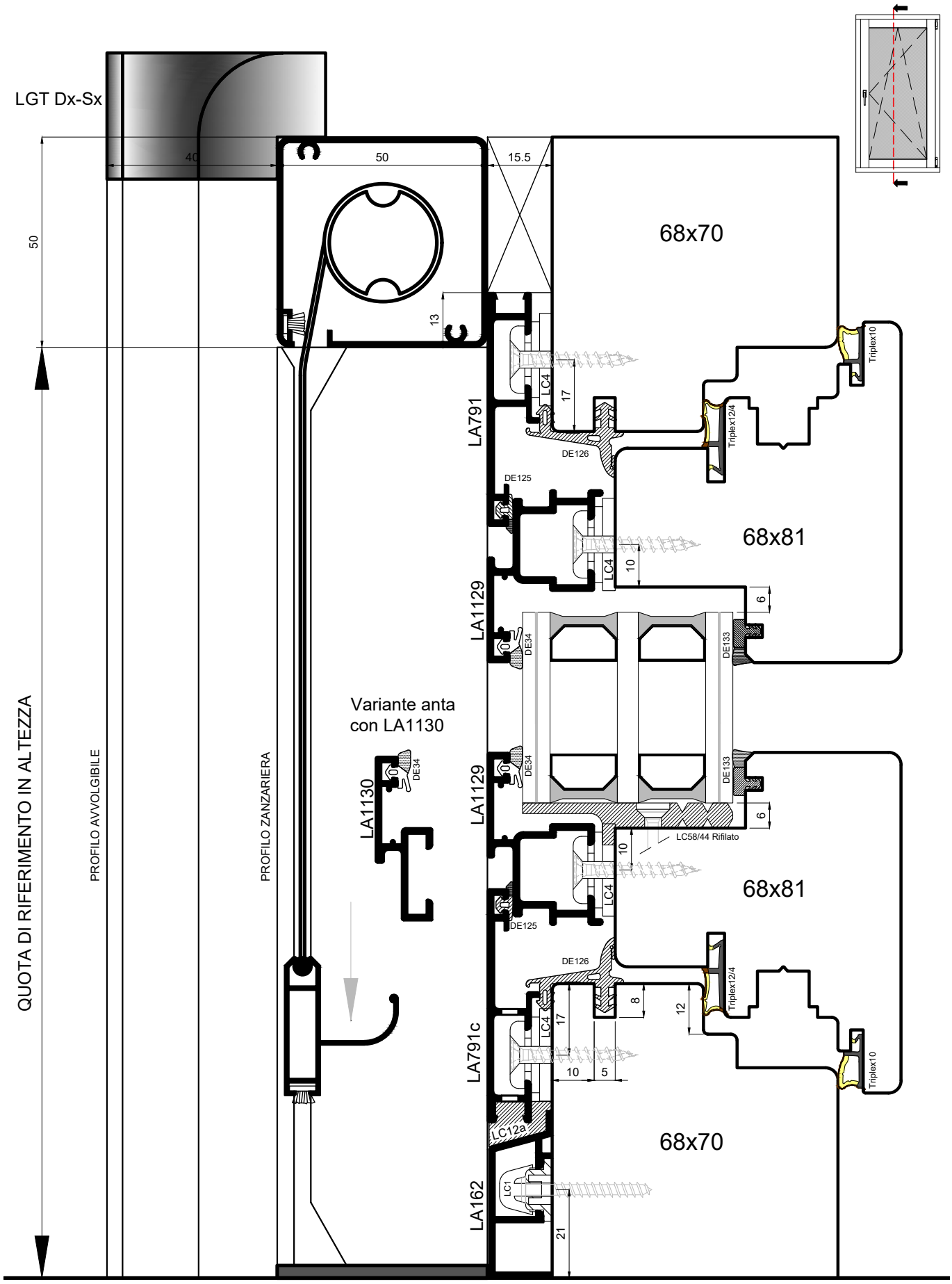

Sistema Flat-Line

uniform

Scala 0.8:1

IT Sezione verticale con zanzariera e guida avvolgibile
DE Vertikalschnitt mit Fliegengitter und Rolladenführung
ES Sección vertical ventana con mosquitera y guía de persiana
FR Coupe verticale avec moustiquaire et coulisses volet roulant
UK Vertical section with mosquito-net and winding up guide

Variante senza guida avvolgibile

ZANZARIERE - DIMENSIONI MASSIME REALIZZABILI:

L 2000 x H 1600 - Finestra Verticale
L 1600 x H 2400 - Portafinestra Verticale
L 1500 x H 2500 - Scorrimento orizzontale 1 anta
L 2800 x H 2500 - Scorrimento orizzontale 2 ante

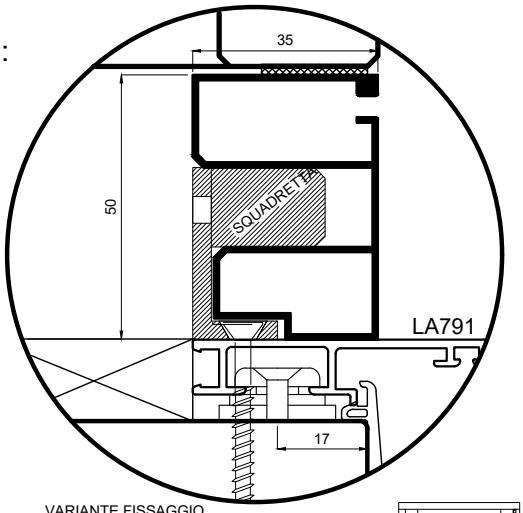

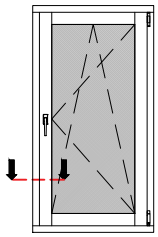

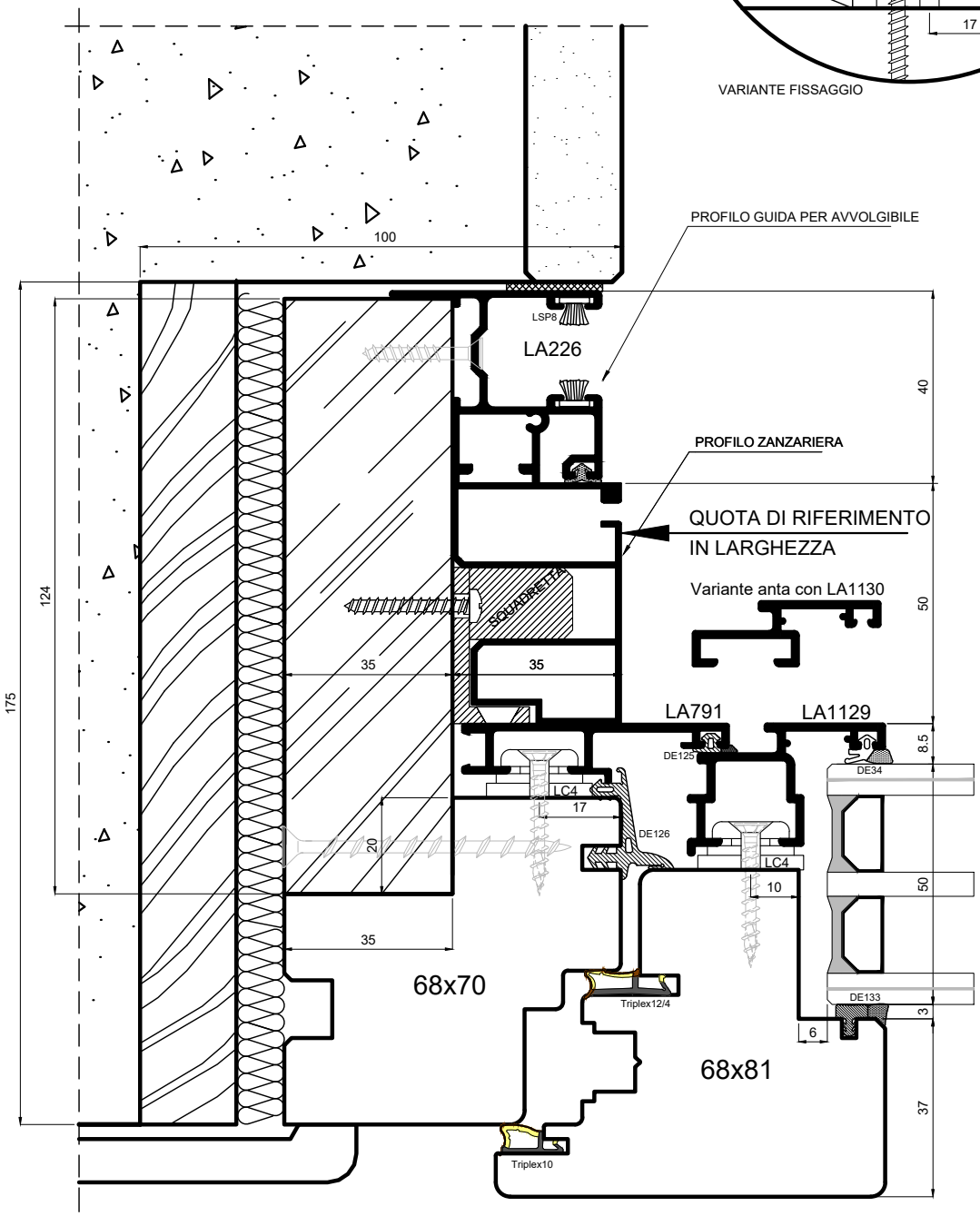

Sistema Flat-Line

uniform

Scala 0.7:1

IT Sezione orizzontale con zanzariera e guida avvolgibile
DE Horizontalschnitt mit Fliegengitter und Rolladenführung
ES Sección horizontal ventana con mosquitera y guía de persiana
FR Coupe horizontale avec moustiquaire et coulisse volet roulant
UK Horizontal section with mosquito-net and winding up guide

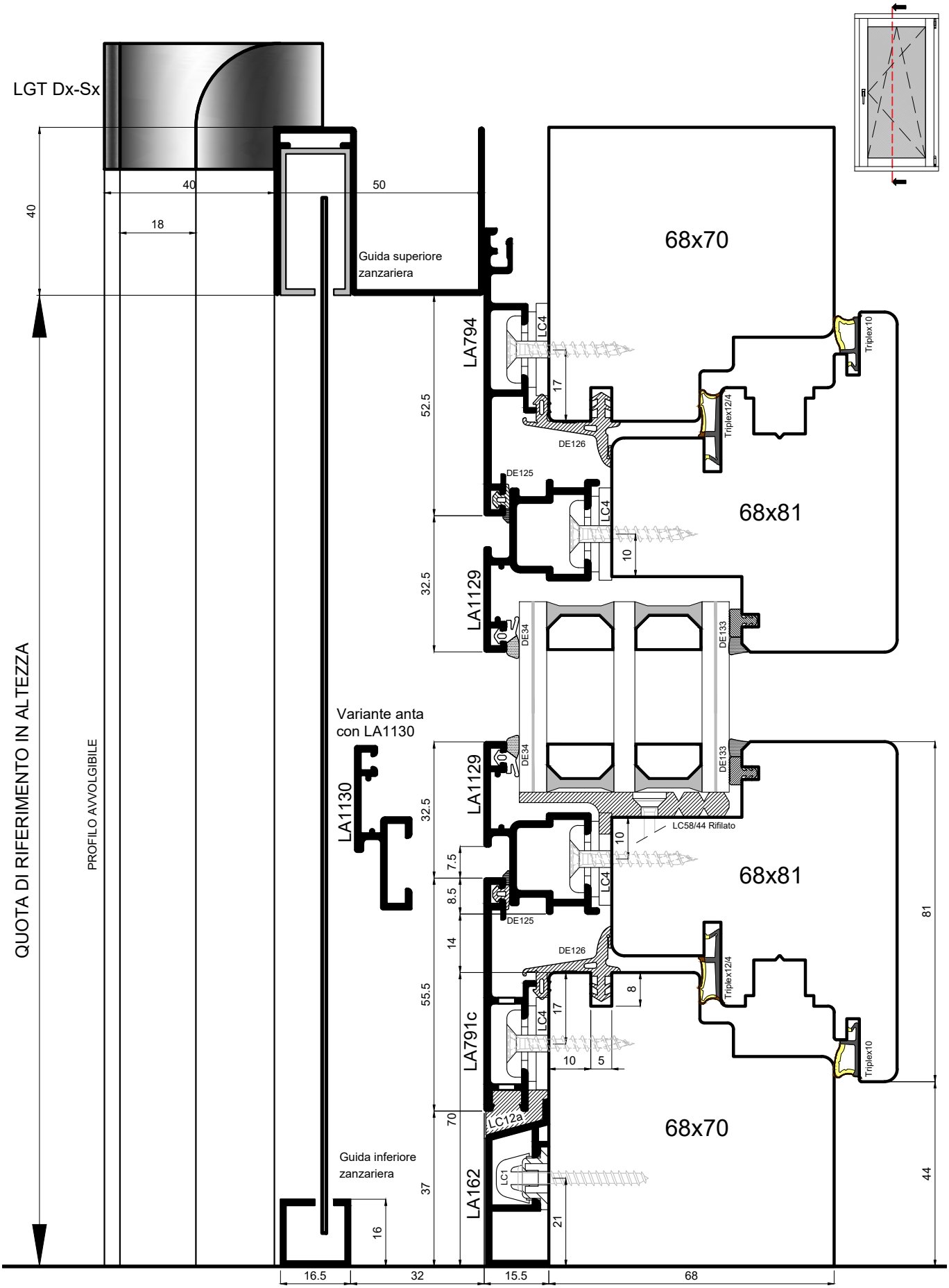

Sistema Flat-Line

uniform

Scala 0.8:1

IT Sezione verticale con zanzariera a scorrimento laterale e guida avvolgibile
DE Vertikalschnitt mit Fliegengitter und Rolladenführung
ES Sección vertical ventana con mosquitera y guía de persiana
FR Coupe verticale avec moustiquaire et coulisses volet roulant
UK Vertical section with mosquito-net and winding up guide

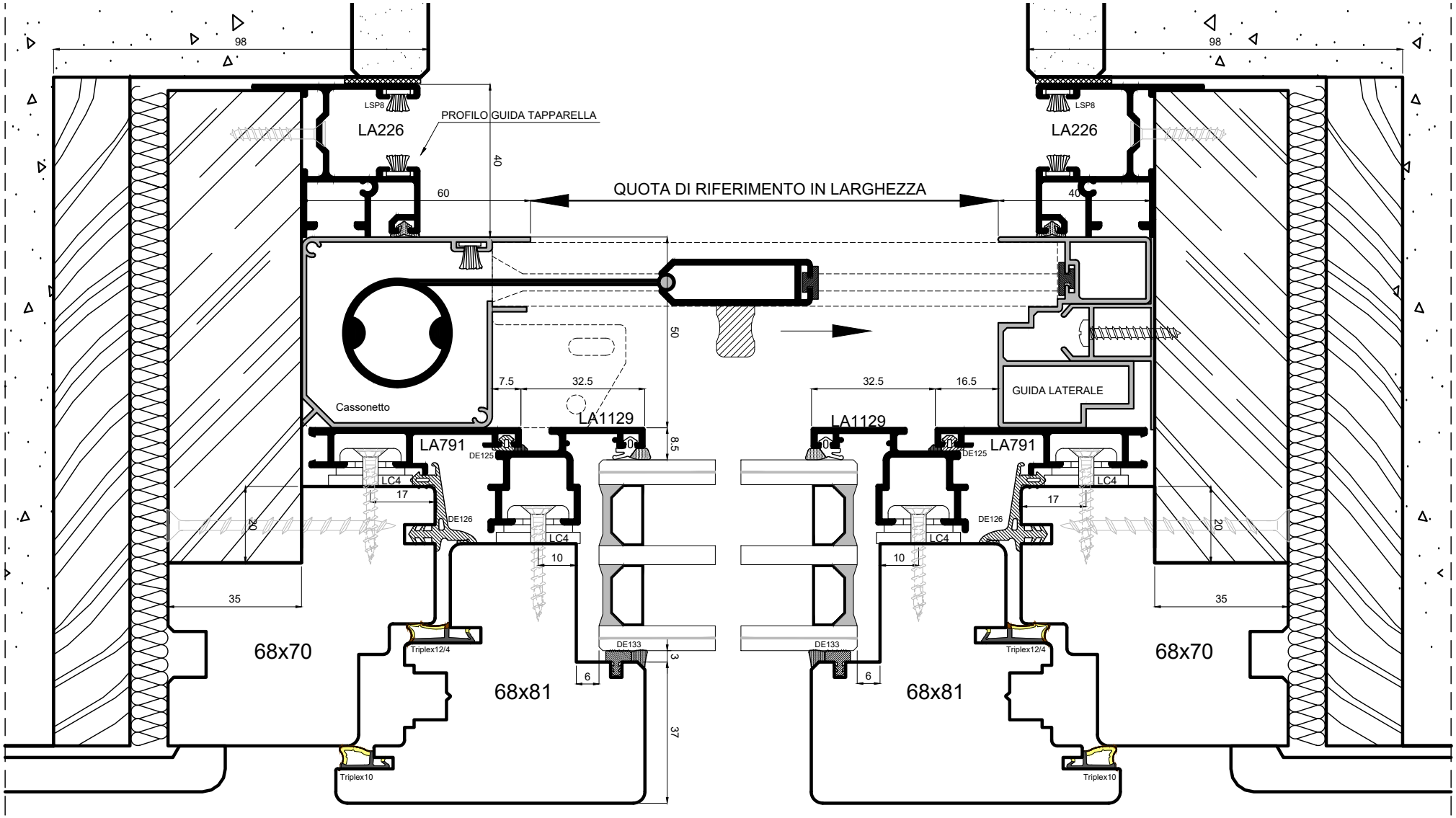

Sistema Flat-Line

uniform

Scala 0.8:1

IT Sezione orizzontale con zanzariera a scorrimento laterale e guida avvolgibile
DE Horizontalschnitt mit Fliegengitter und Rolladenführung
ES Sección horizontal ventana con mosquitera y guía de persiana
FR Coupe horizontale avec moustiquaire et coulisse volet roulant
UK Horizontal section with mosquito-net and winding up guide

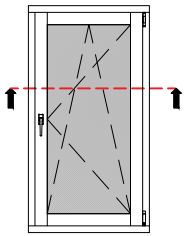

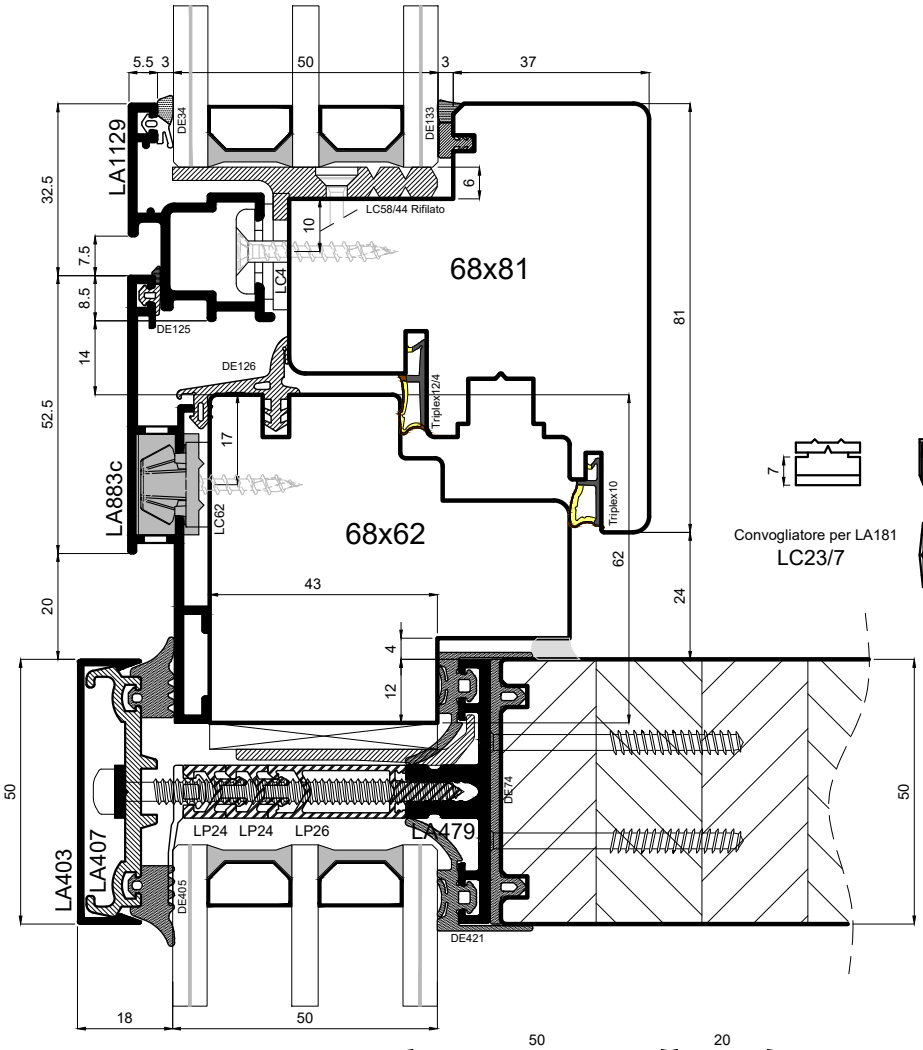

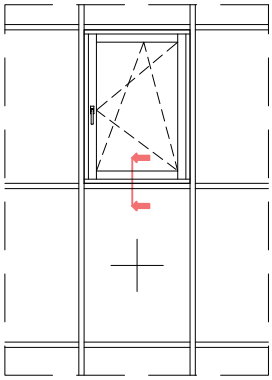

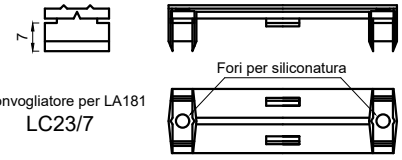

Variante anta con LA1130

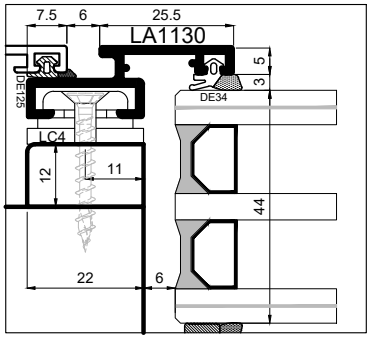

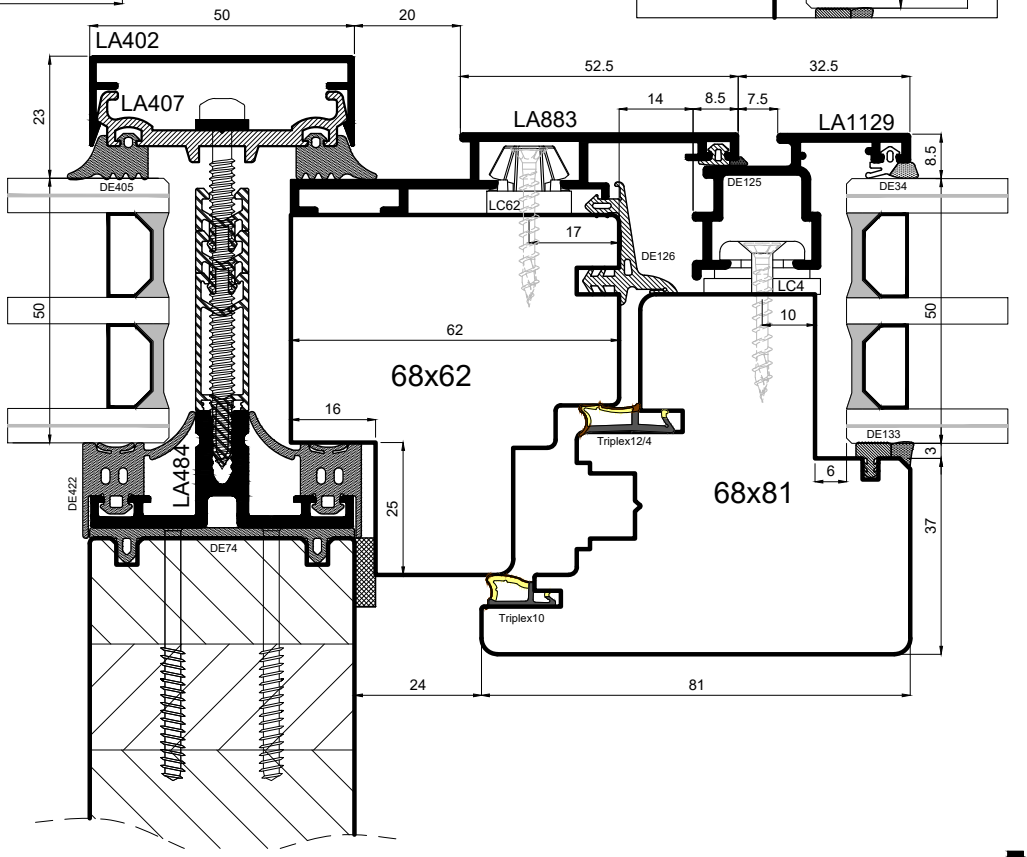

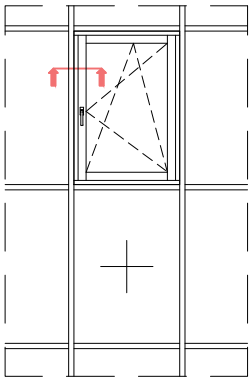

Sistema Flat-Line

uniform

Scala 0.8:1

IT Sezioni con facciata Unitherm
DE Fassade Unitherm
ES Fachada Unitherm
FR Façade Unitherm
UK Unitherm Curtain Wall

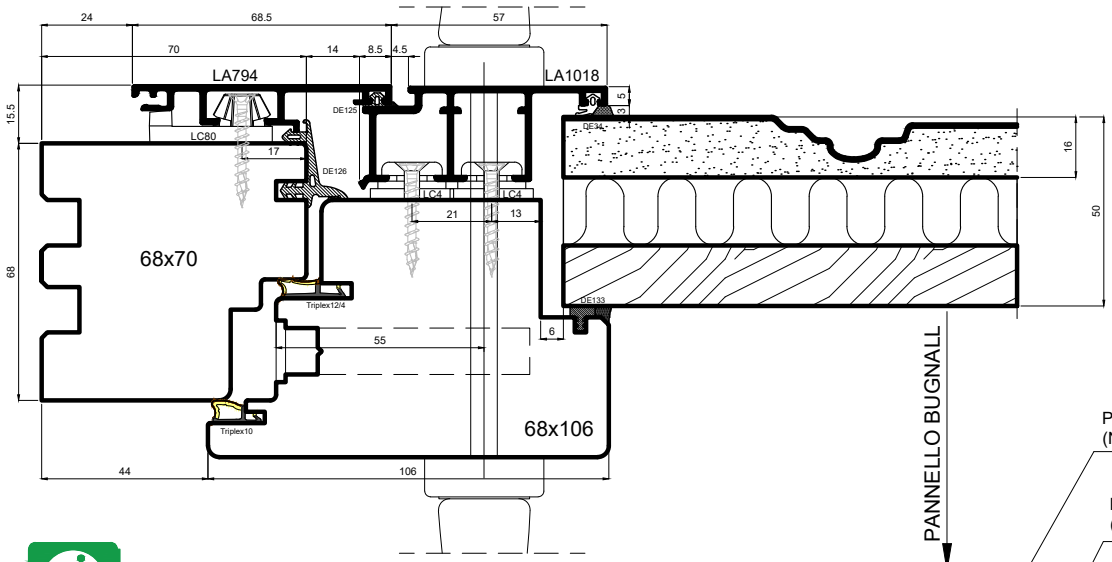

Per la lista completa delle tipologie, misure e finiture dei pannelli Bugnall richiedere lo specifico catalogo tecnico o consultare la lista sul sito web www.uniform.it

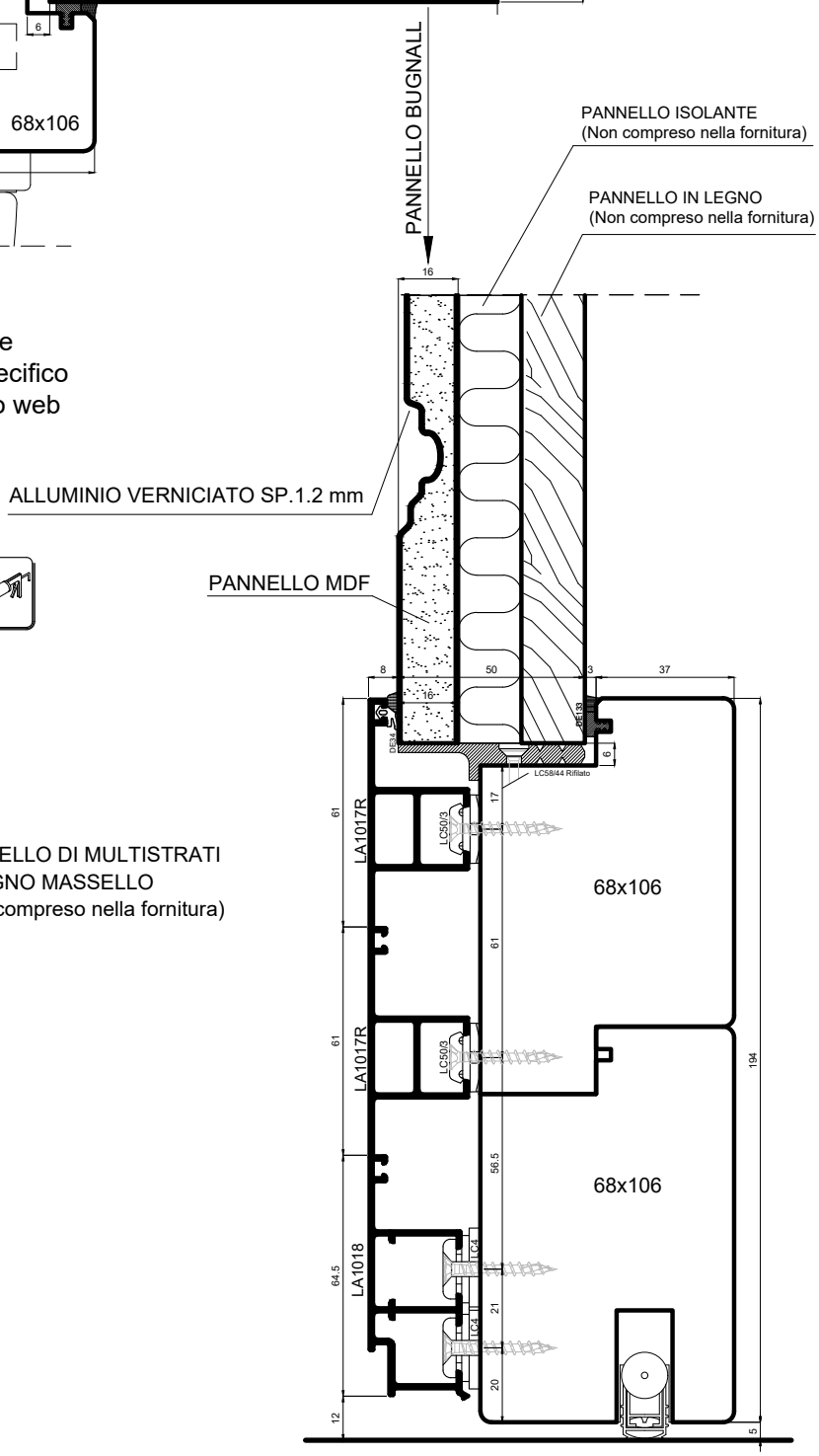

Esempio pannello con predisposizione vetro

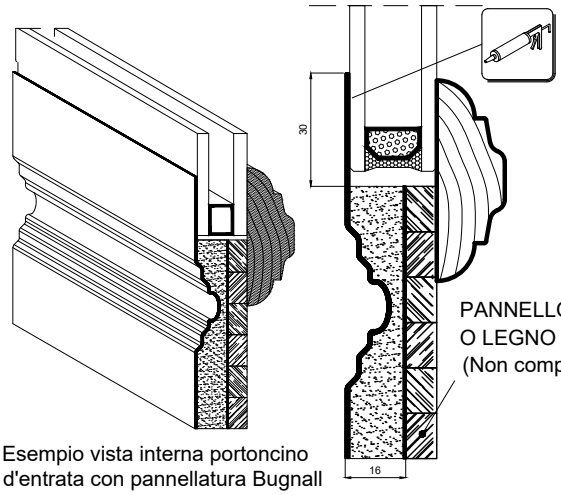

PANNELLO DI MULTISTRATI
O LEGNO MASSELLO
(Non compreso nella fornitura)

Esempio vista interna portoncino d'entrata con pannellatura Bugnall



Sistema Flat-Line

uniform

Scala 1:2

IT Portoncini d'ingresso con pannelli in MDF bugnato con lamiera in alluminio 12/10
DE Eingangstür mit Füllung MDF profiliert und mit Alublech 12/10 überzogen
ES Puerta de entrada con panel en MDF almohadillado con chapa de aluminio 12/10
FR Portes d'entrée avec panneau en MDF recouvert d'une tôle aluminium 12/10 profilé
UK Main doors with panels in MDF raised with aluminum sheet 12/10

Pannello bugnato uniform

Per la realizzazione di pannelli bugnati su misura

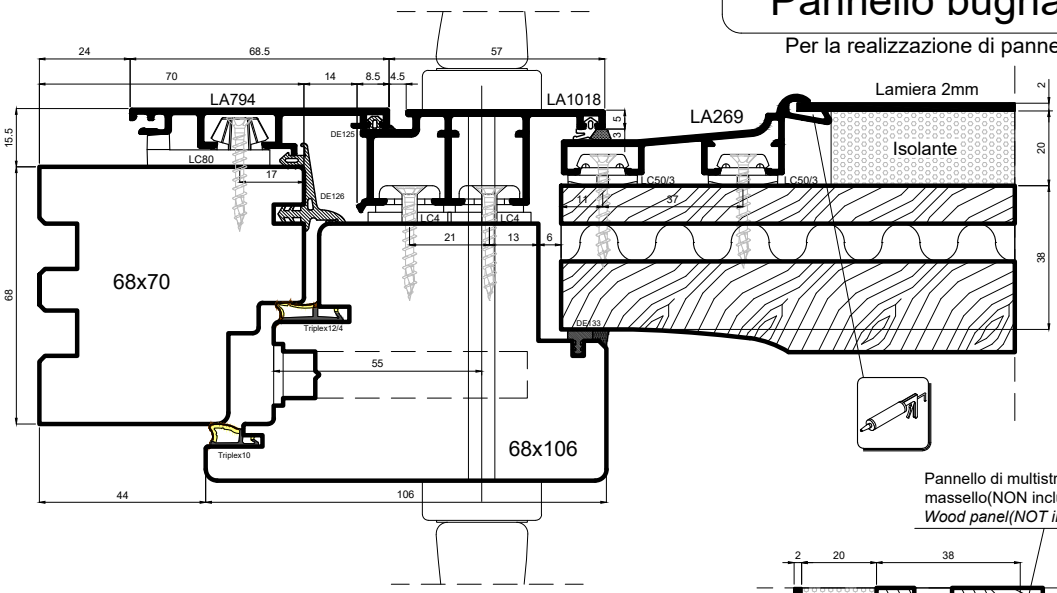

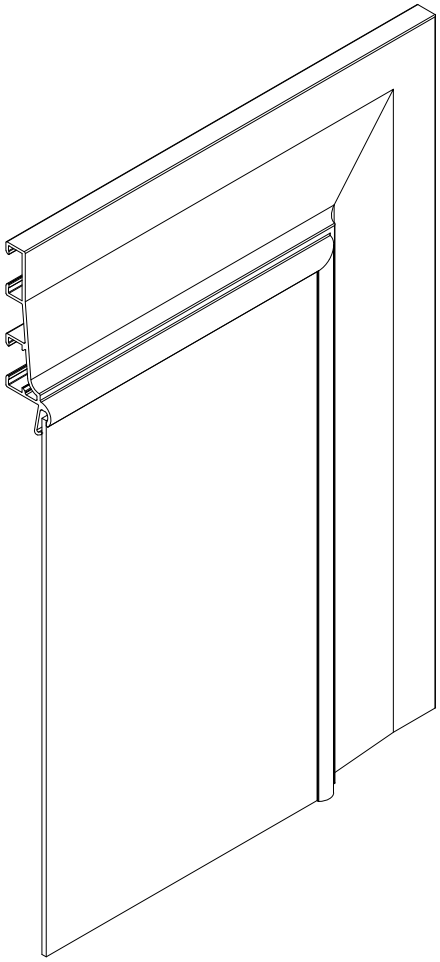

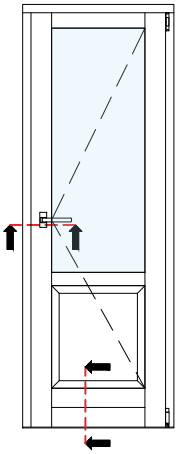

Pannello di multistrato o legno massello(NON incluso nella fornitura)
Wood panel(NOT included in the supply)

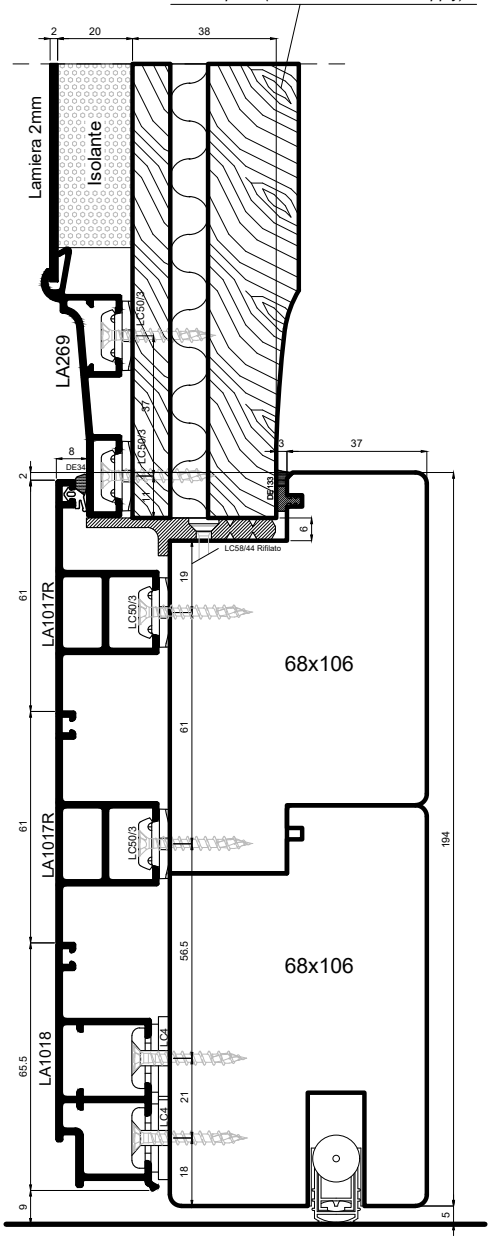

Sistema Flat-Line

uniform

Scala 1:2

- (IT) Pannelli bugnati su misura con profilo LA269
- (DE) Profilierte Paneelen auf Mass mit Profil LA269
- (ES) Paneles almohadillados a medida con perfil LA269
- (FR) Panneaux moulurés sur mesure avec profil LA269
- (UK) Raised panels on size with profile LA269

MODELLO FLAT

uniform

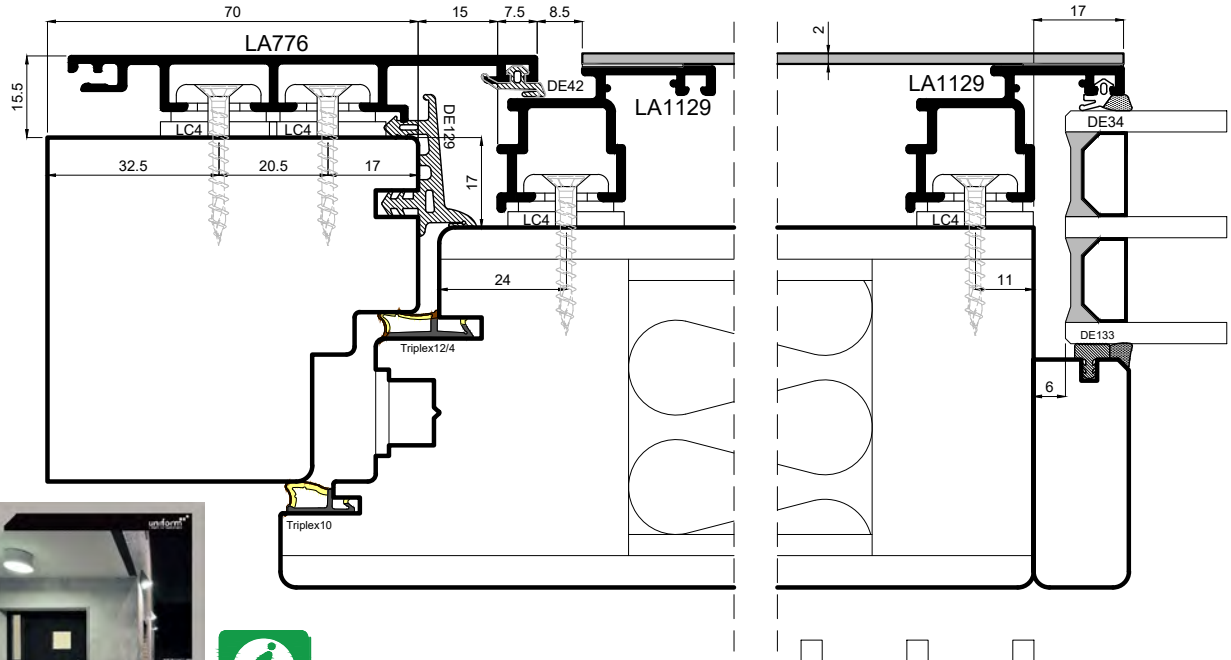



Sistema completo per pannelli d'ingresso su:
http://www.uniform.it/prodotti/systems/pannelli-di-rivestimento-per-porte/

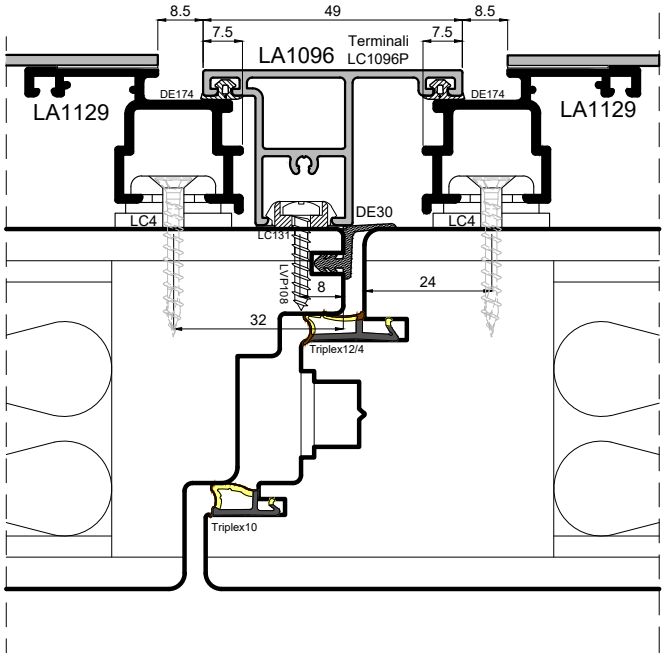

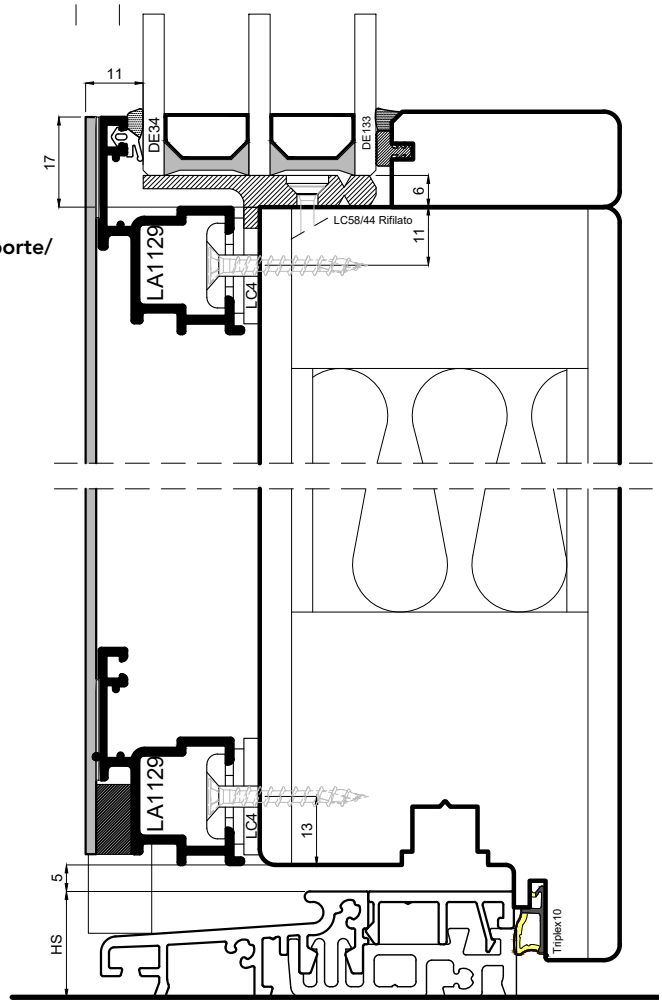

Sistema Flat-Line

uniform

Scala 0.7:1

- IT Portoncino d'ingresso con profilo LA1129
- DE Haustür mit Profil LA1129
- ES Portillo de entrada con perfil LA1129
- FR Porte d'entrée avec profil LA1129
- UK Entrance door with LA1129 profile

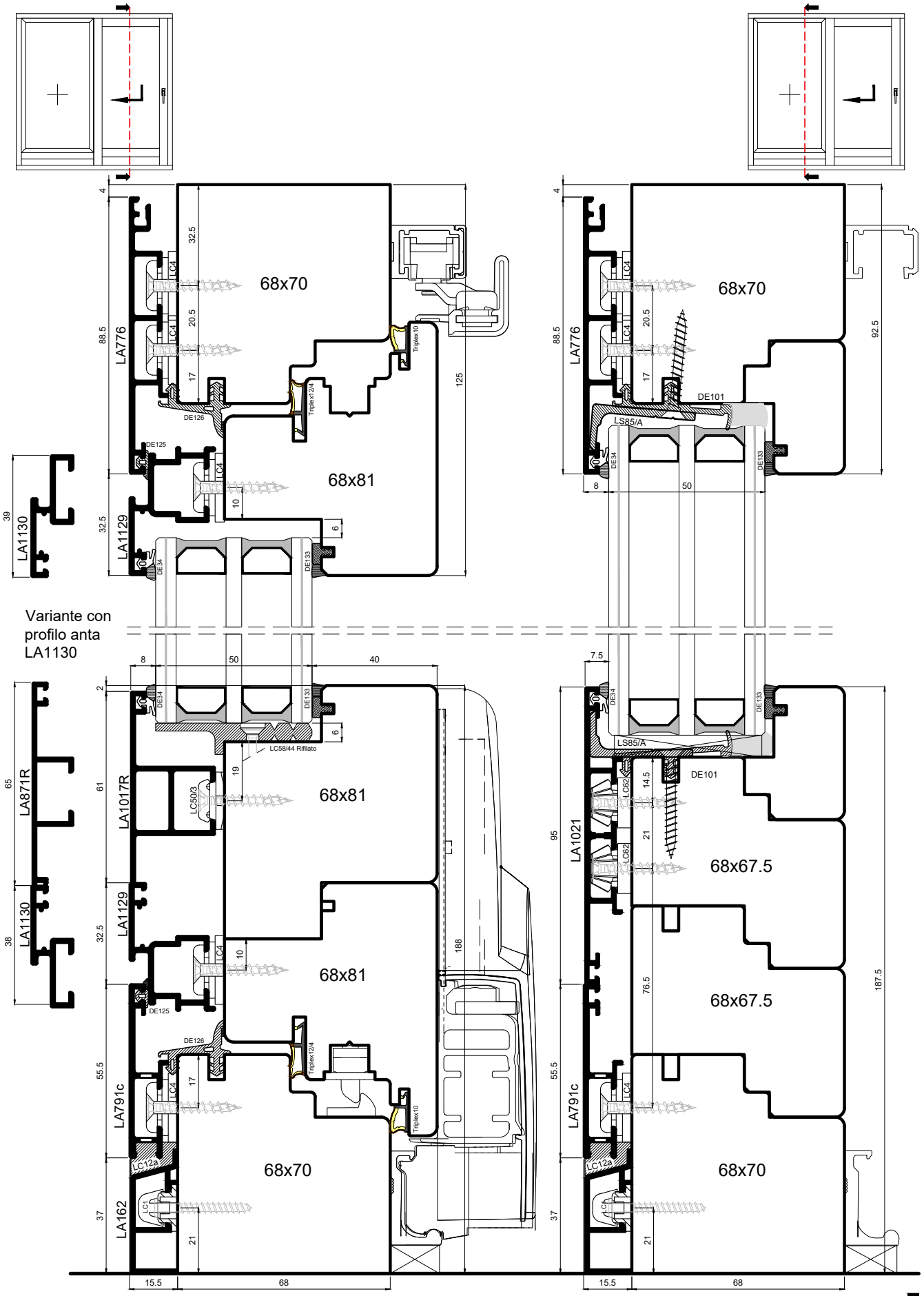

Sistema Flat-Line

uniform

Scala 0.6:1

IT Sezione verticale portafinestra scorrevole parallelo
DE Vertikalschnitt Parallelschiebekipptür
ES Sección vertical puertaventana corredera paralela
FR Coupe verticale porte-fenêtre coulissante à translation
UK Vertical section of the parallel sliding door-height window

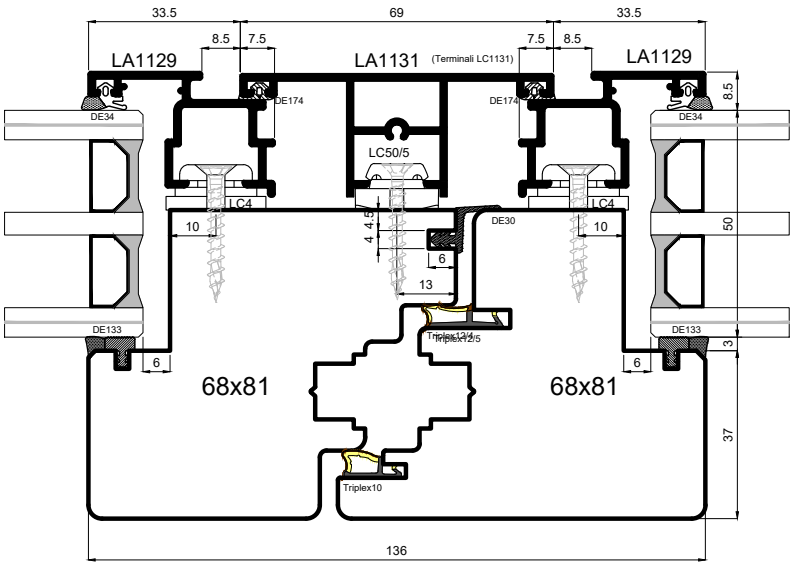

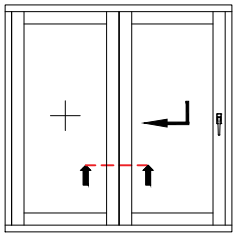

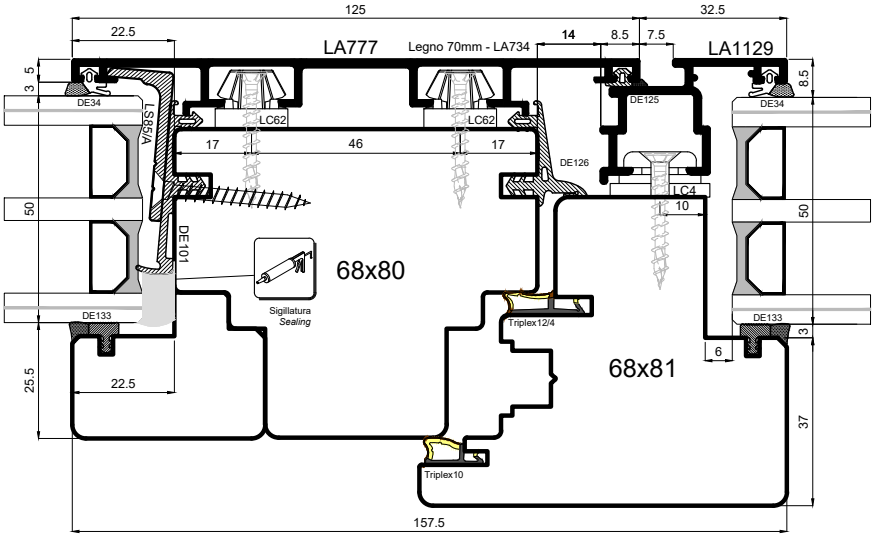

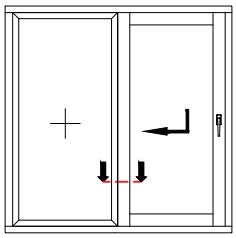

Variante anta con LA1130

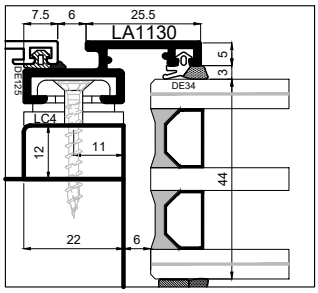

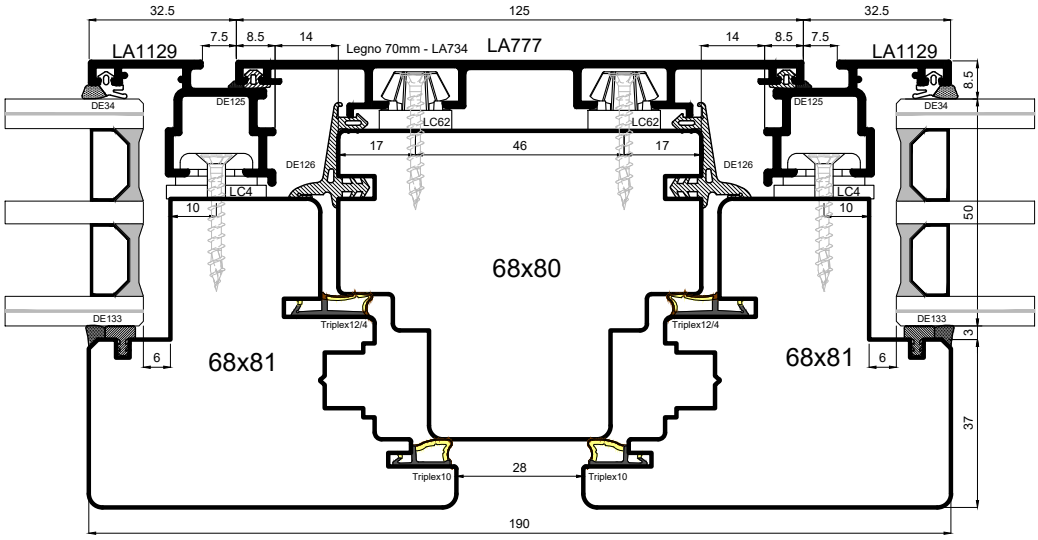

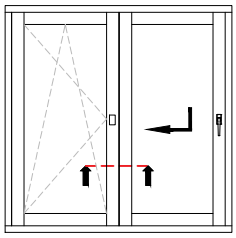

Sistema Flat-Line

uniform

Scala 0.6:1

IT Sezione orizzontale portafinestra scorrevole parallelo
DE Horizontalschnitt Parallelschiebekipptür
ES Sección horizontal puertaventana corredera paralela
FR Coupe horizontale porte-fenêtre coulissante à translation
UK Horizontal section of the parallel sliding door-height window

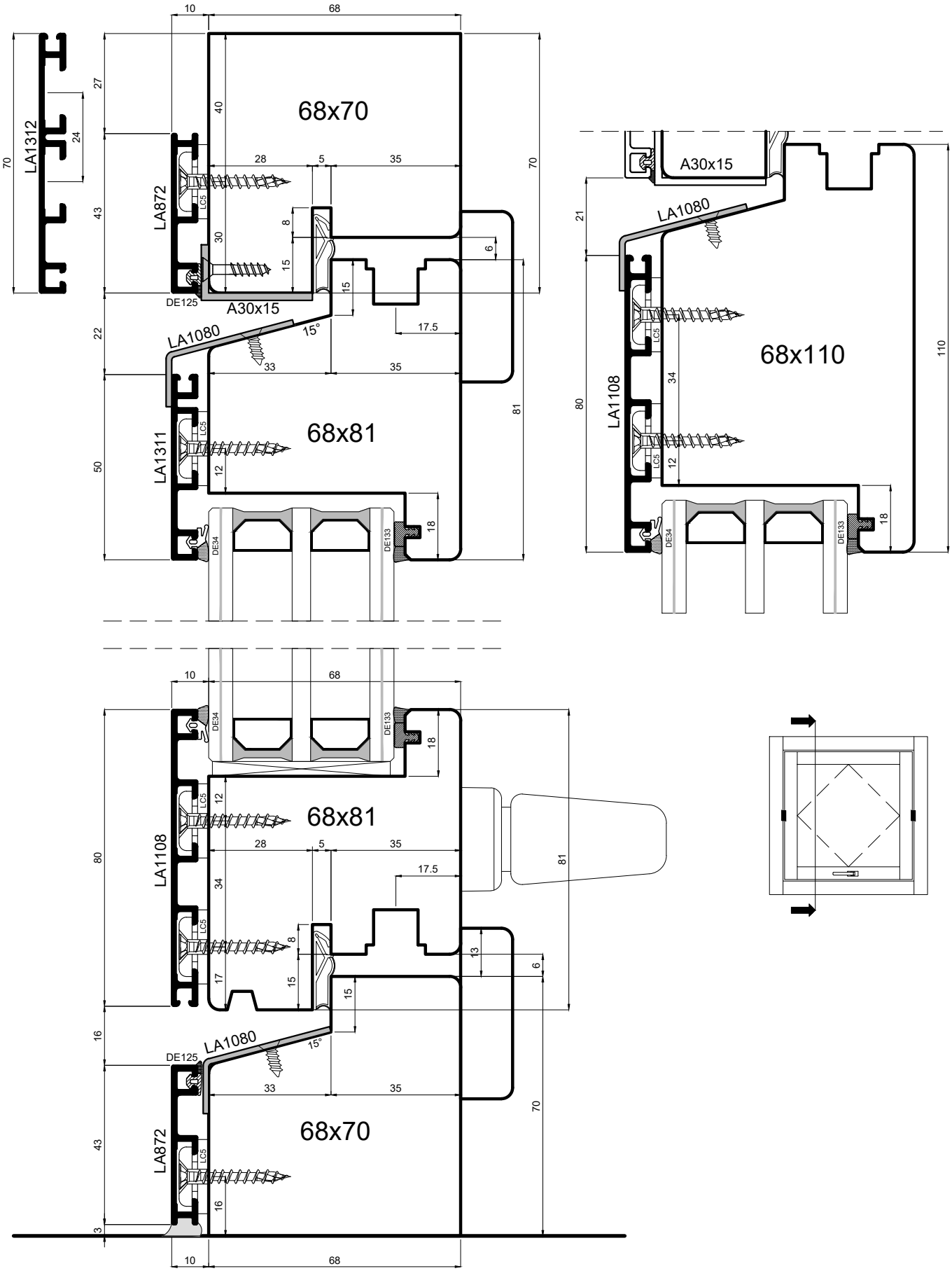

Sistema Flat-Line

uniform

Scala 0.7:1

- IT Sezione verticale bilico orizzontale
- DE Vertikalschnitt Schwingflügel
- ES Sección vertical de basculante horizontal
- FR Coupe verticale fenêtre basculante
- UK Vertical section of the horizontal pivot window

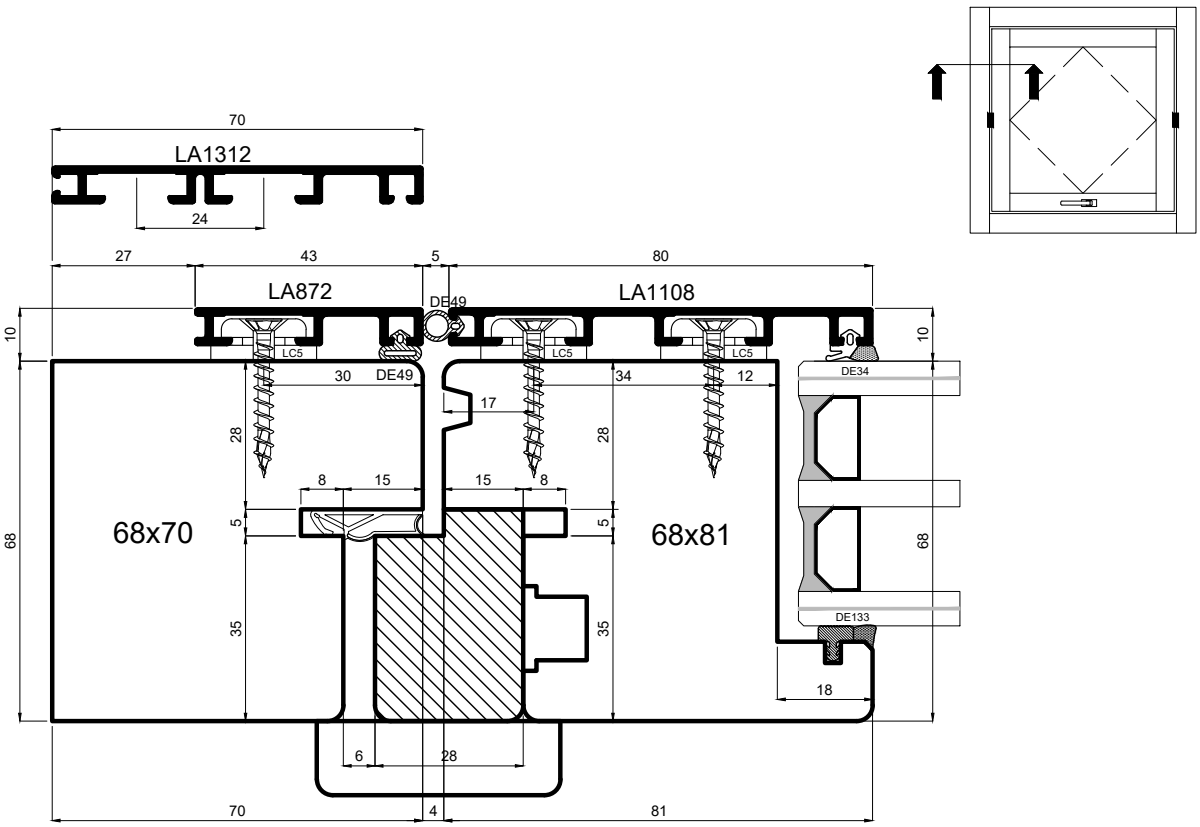

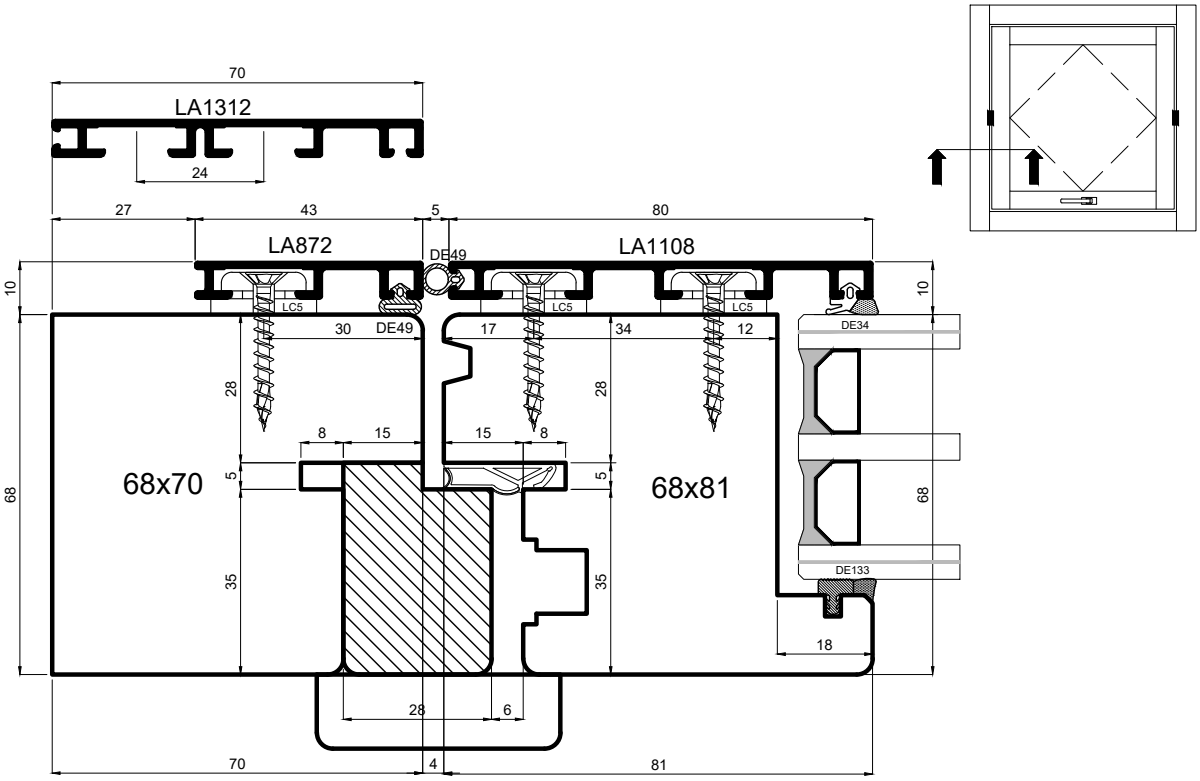

Sistema Flat-Line

uniform

Scala 0.7:1

IT Sezione orizzontale bilico orizzontale
DE Horizontalschnitt Schwingflügel
ES Sección horizontal de basculante horizontal
FR Coupe horizontale fenêtre basculante
UK Horizontal section of the horizontal pivot window

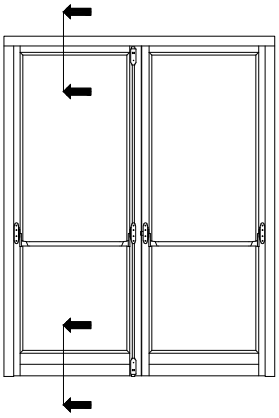

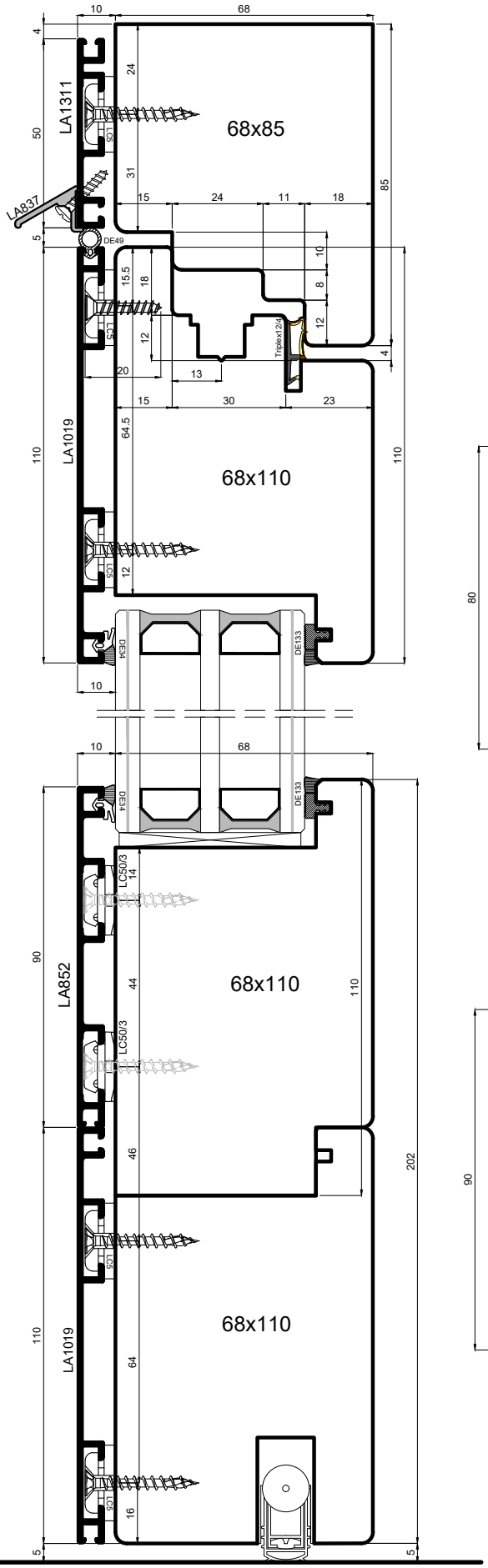

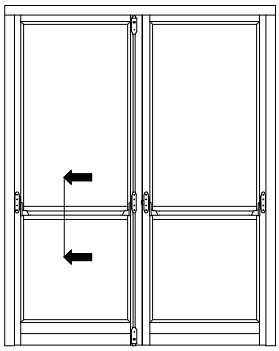

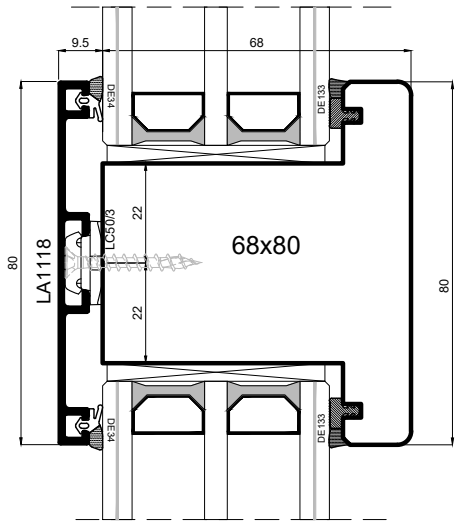

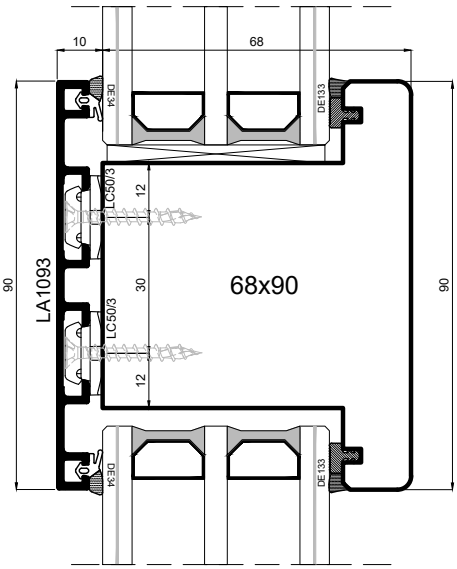

Sistema Flat-Line

uniform

Scala -

IT Sezione verticale serramento con apertura verso l'esterno
DE Vertikalschnitt Tür nach außen öffnend
ES Sección vertical de cerramiento con apertura hacia el exterior
FR Coupe verticale fenêtre avec ouverture vers l'extérieur
UK Vertical section of top-hinged window

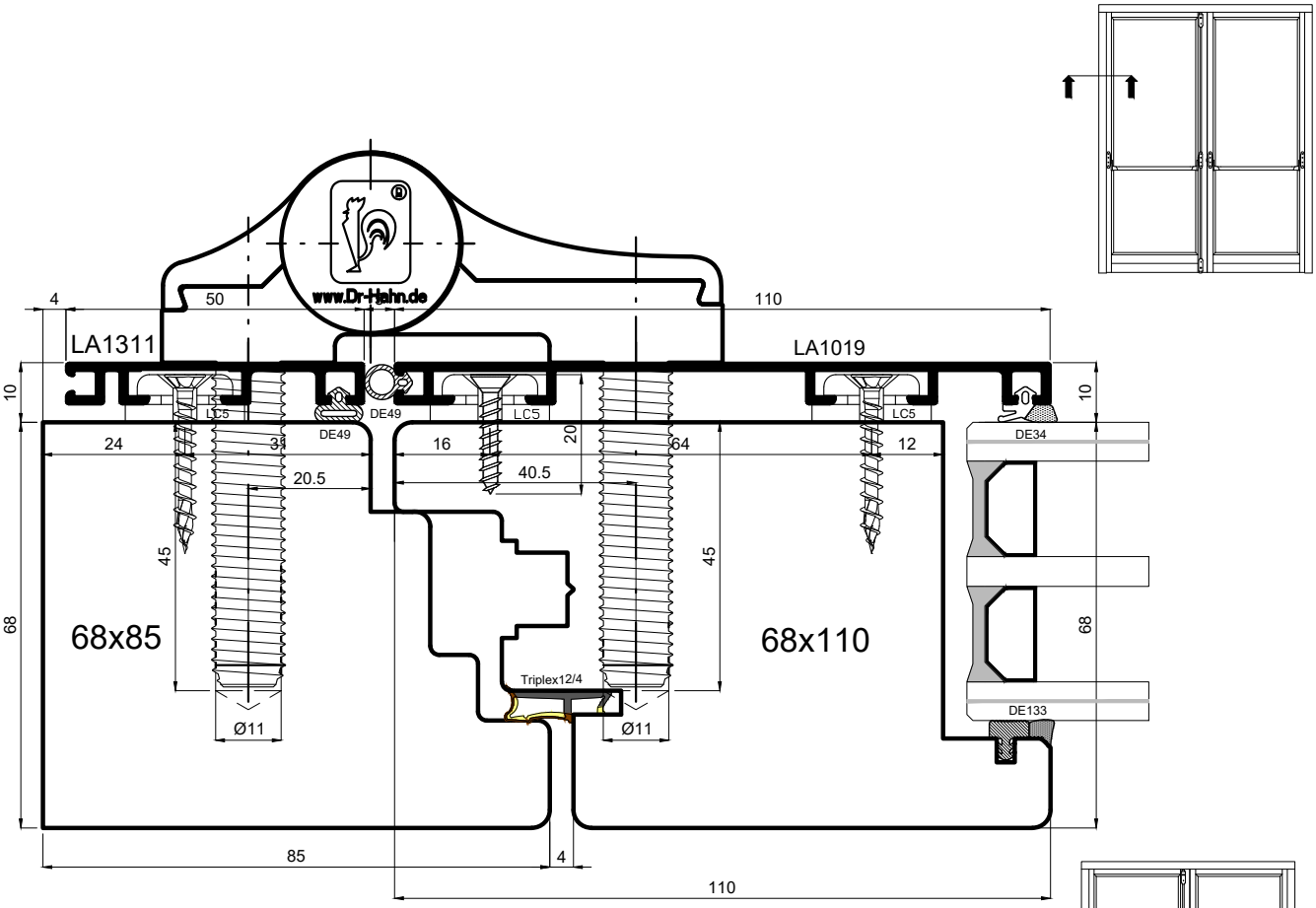

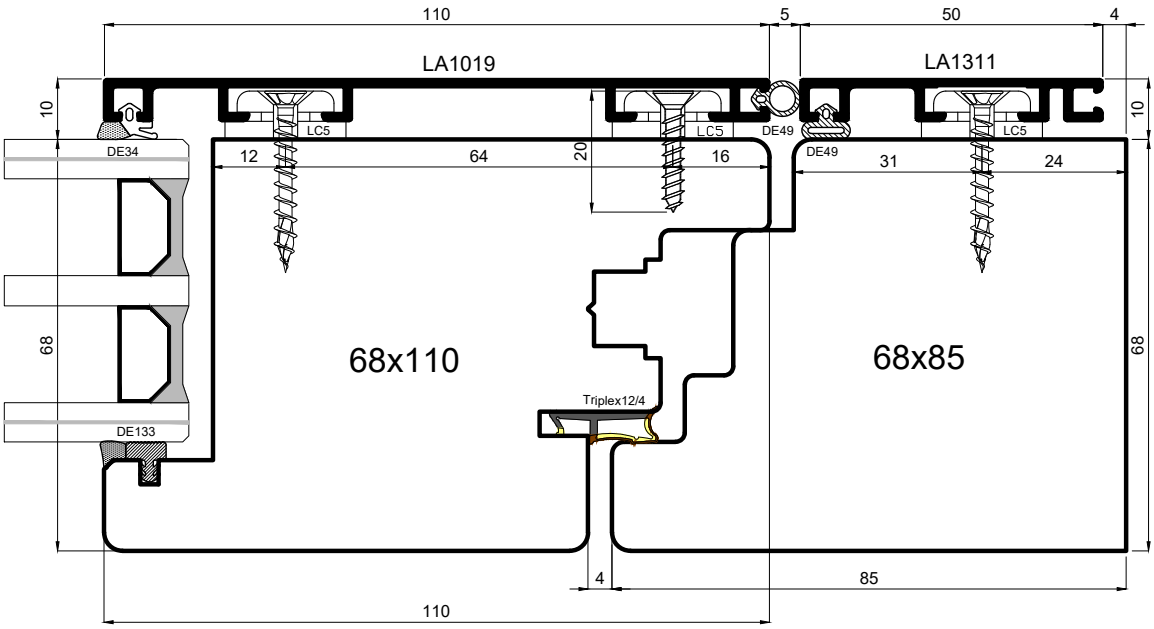

Sistema Flat-Line

uniform

Scala 0.8:1

IT Sezione orizzontale serramento con apertura verso l'esterno
DE Horizontalschnitt Tür nach außen öffnend
ES Sección horizontal de cerramiento con apertura hacia el exterior
FR Coupe horizontale fenêtre avec ouverture vers l'extérieur
UK Horizontal section of top-hinged window

Variante

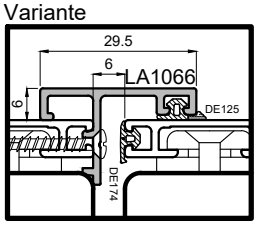

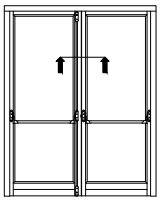

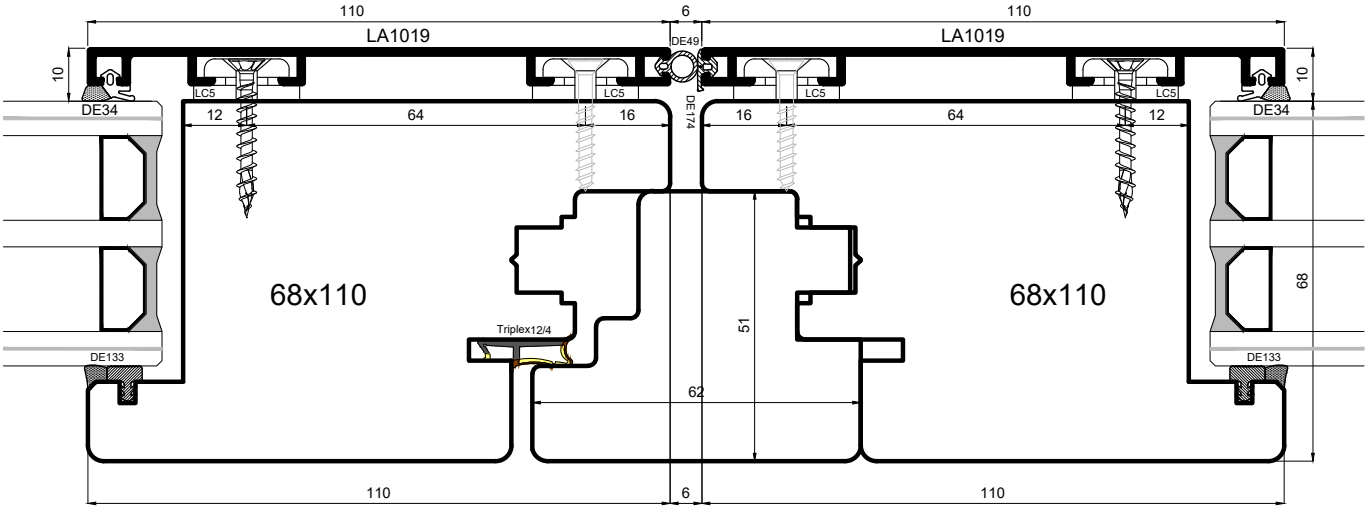

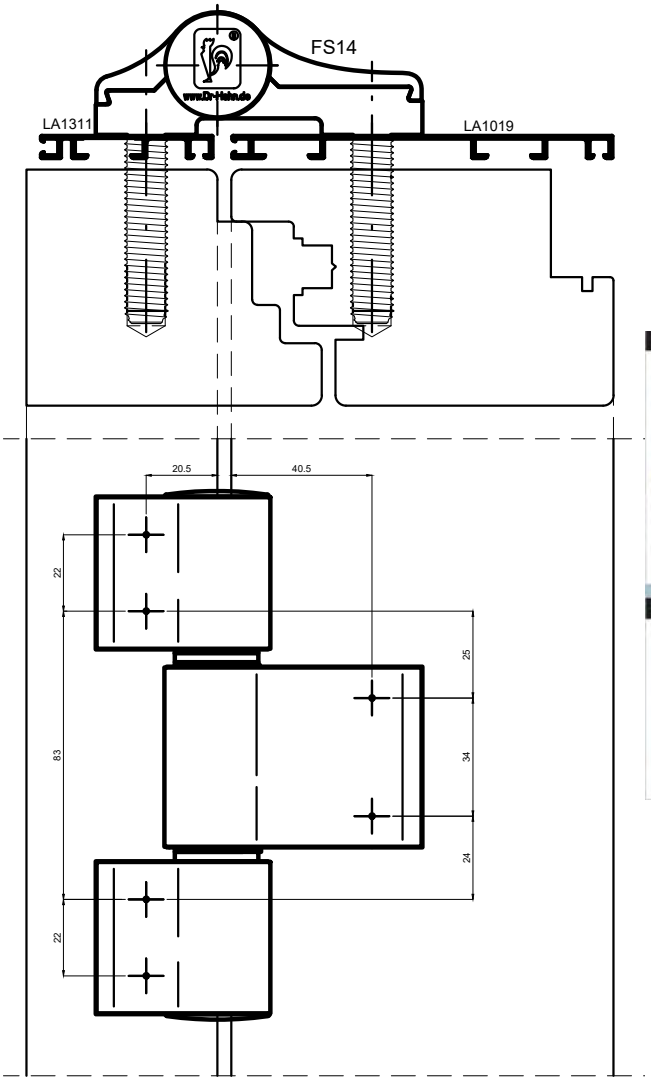

PORTATA CON N°2 CERNIERE:
150Kg con misura massima porta LxH= 1000x2000mm.
Si sconsiglia l'applicazione su ante di larghezza superiore ad 1mt.
Per altezza superiore a 2 mt e fino a 2,2 mt è necessaria l'applicazione di una terza cerniera a circa 250mm dalla cerniera superiore(vedi disegno).
Load with 2 hinges:
150kg with a maximum door WxH = 1000x2000mm.
Should not be applied on doors of width of more than 1m.
For height greater than 2 meters and up to 2.2 meters, is required the application of a third hinge about 250mm from the top hinge (see drawing).

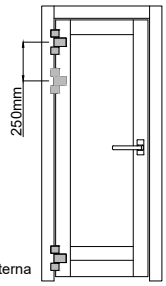

Vista esterna

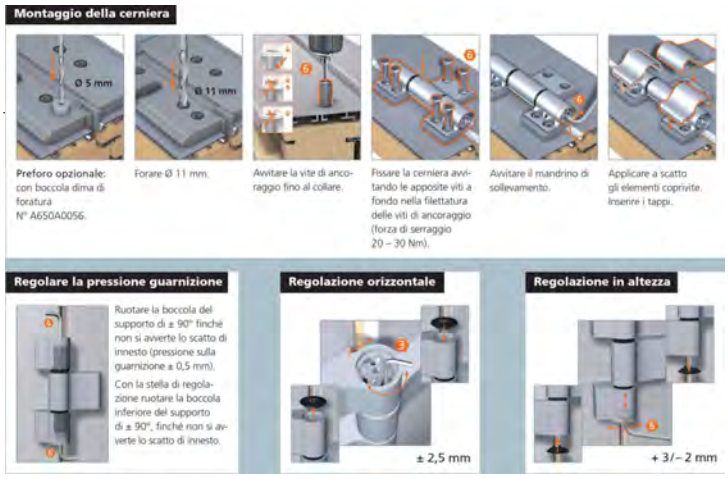

Sistema Flat-Line

uniform

Scala 0.7:1

IT Sezione orizzontale chiusura centrale porta con apertura verso l'esterno
DE Horizontalschnitt Stulpprofil Tür nach außen öffnend
ES Sección horizontal del cierre central de puerta con apertura hacia el exterior
FR Coupe horizontale battement central porte-balcon avec ouverture vers l'extérieur
UK Horizontal section of the middle clamp with outward opening sash

Indice riepilogo
Index

Profili alluminio anta — Pag. 64-65
Aluminium sash profiles
Profili alluminio telaio — Pag. 66
Aluminium frame profiles
Profili alluminio montanti/traversi intermedi telaio — Pag. 67
Frame mullion and transoms profiles
Profili alluminio chiusura centrale — Pag. 68
Profiles for central rebate
Profili alluminio per zoccolatura porte — Pag. 69
Bottom sash profiles
Profili alluminio per montanti/traversi intermedi anta — Pag. 69
Intermediate rails
Profili vari in alluminio — Pag. 70-71-72
Various aluminium profiles
Istruzioni per l'assemblaggio dei profili in alluminio — Pag. 73
Assembly instructions
Clips di fissaggio ed accessori — Pag. 83
Clips holder
Guarnizioni — Pag. 86
Gaskets
Squadrette — Pag. 91
Assembly joints
Attrezzature ed utensili — Pag. 92
Spare parts and tools

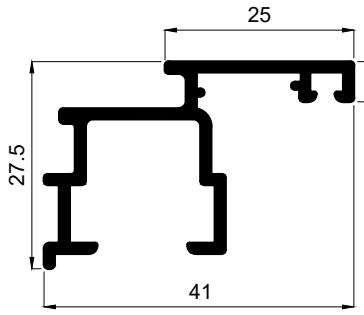

LA1129

Per telai saldati
For welded frames

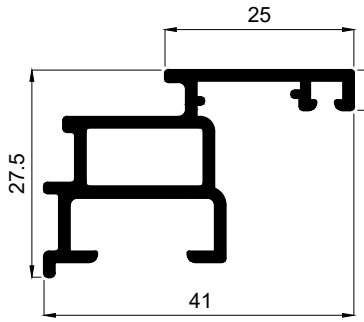

LA1189

Per telai assemblati
For assembled frames

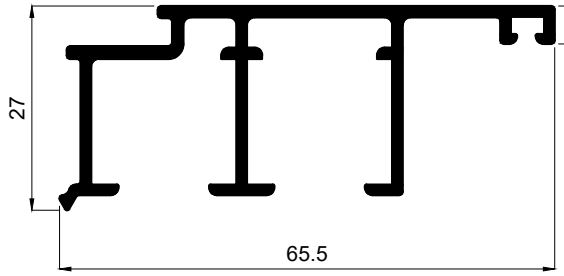

LA1018

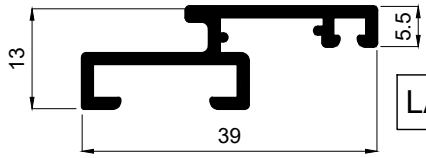

LA1130

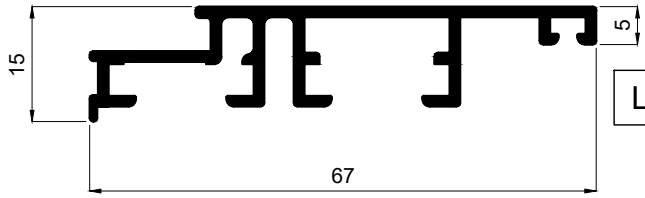

LA861

LA1027

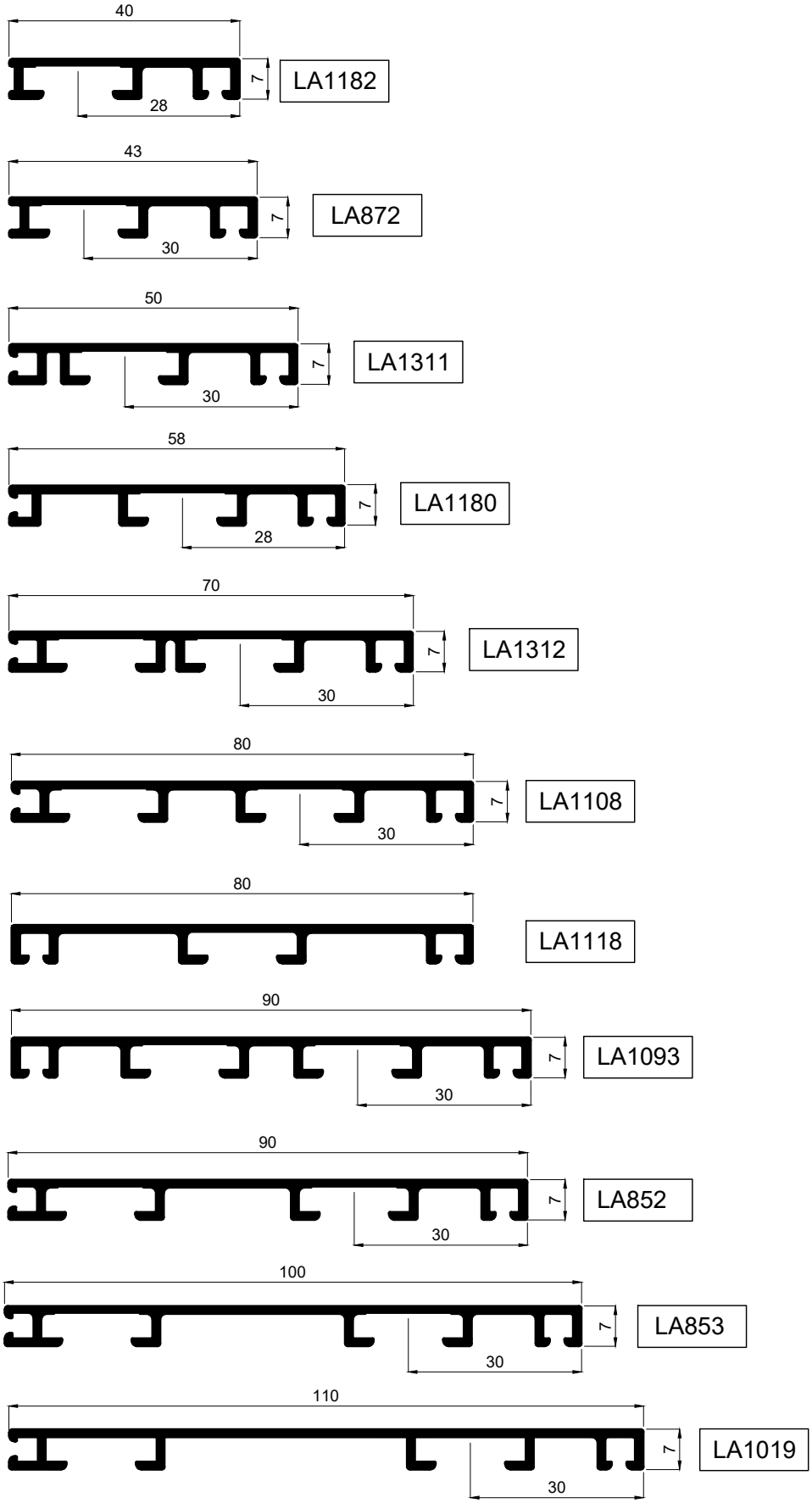

Sistema Flat-Line

uniform

Scala 0.9:1

IT Profili anta in alluminio
DE Aluflügelprofile
ES Perfiles de la hoja en aluminio
FR Profils de l'ouvrant en aluminium
UK Sash profiles in aluminium

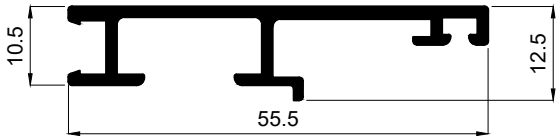

L=55.5mm | LA791 | LA791c
con asole per scarico acqua

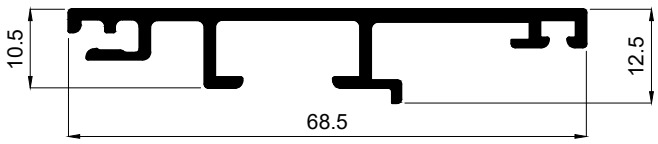

L=68.5mm | LA794 | LA794c
con asole per scarico acqua

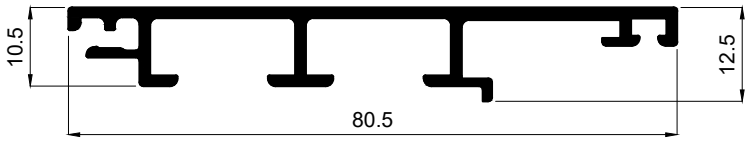

L=80.5mm | LA746 | LA746c
con asole per scarico acqua

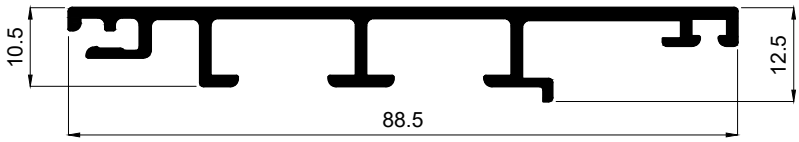

L=88.5mm | LA776 | LA776c
con asole per scarico acqua

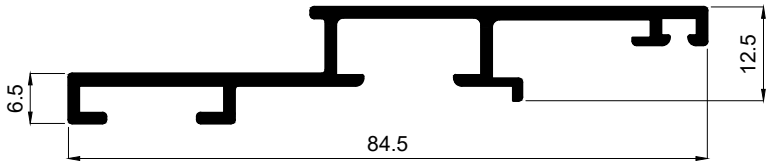

L=84.5mm | LA883 | LA883c
con asole per scarico acqua

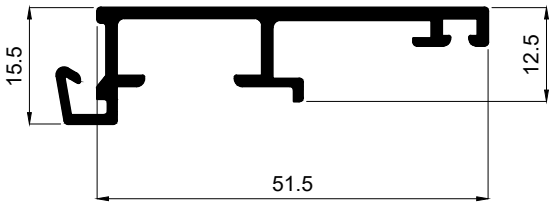

L=51.5mm | LA991 | LA991c
con asole per scarico acqua

LA992

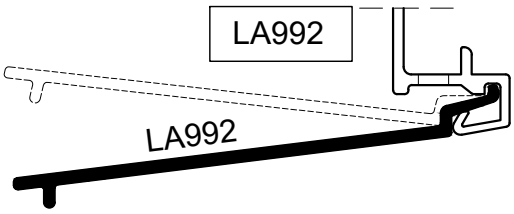

LA786

Terminali in EPDM
LC12A

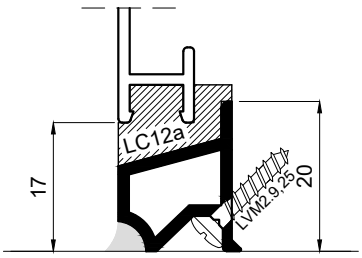

LA162

Terminali in EPDM
LC12A

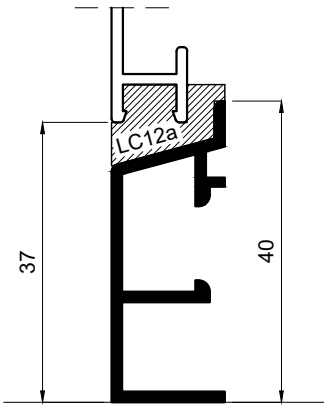

LA163

Terminali in EPDM
LC12A

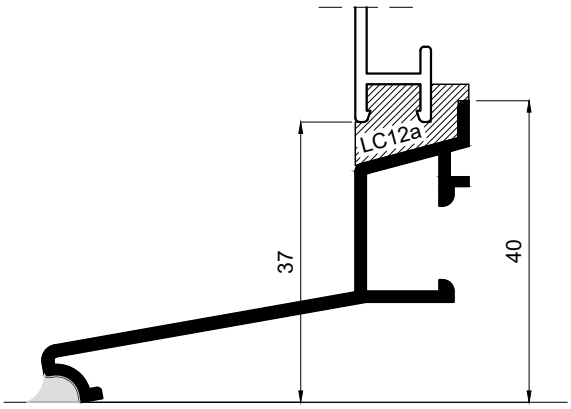

Sistema Flat-Line

uniform

Scala 1:1

IT Profili telaio serie Flat
DE Rahmenprofil für System Flat
ES Perfiles del marco serie Flat
FR Profils du dormant de la gamme Flat
UK Frame profile Flat-Line

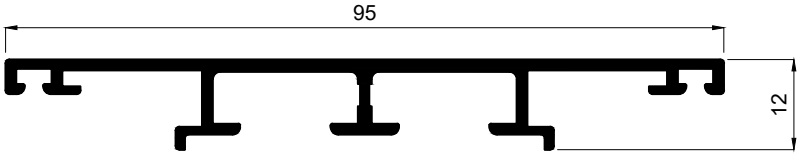

LA1021

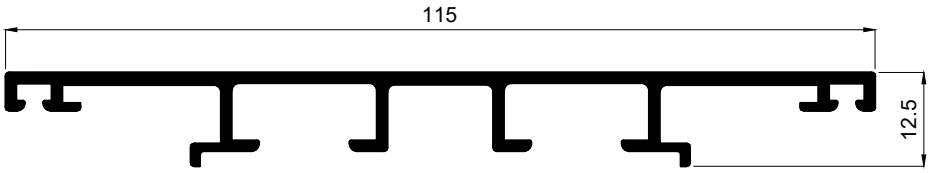

LA734

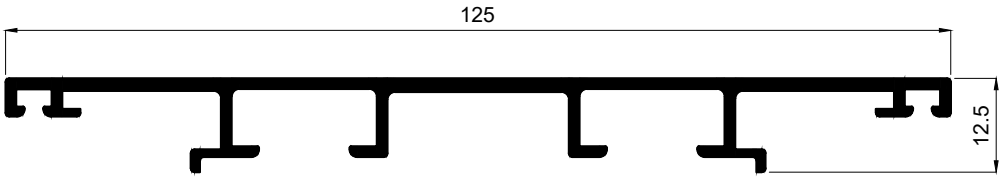

LA777



LA1022c
con asole per scarico acqua

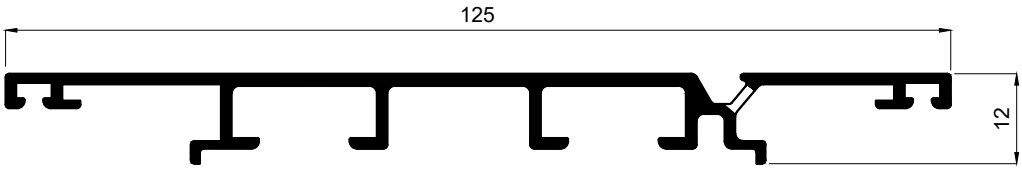

LA1023c
con asole per scarico acqua

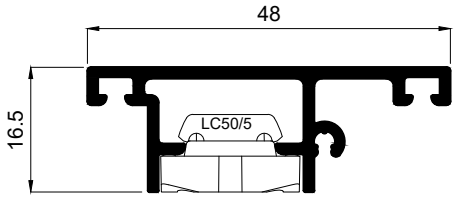

LA855

Terminali: LC855

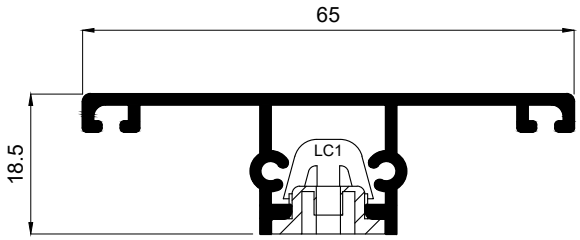

LA225

Terminali: LC225

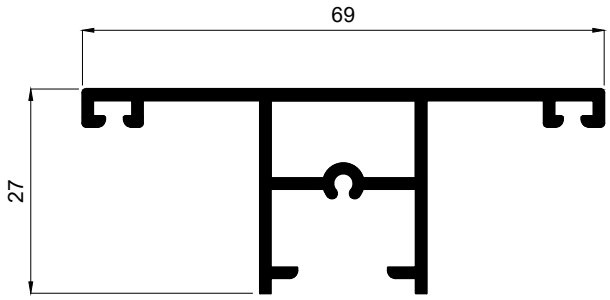

LA1131

Terminali: LC1131

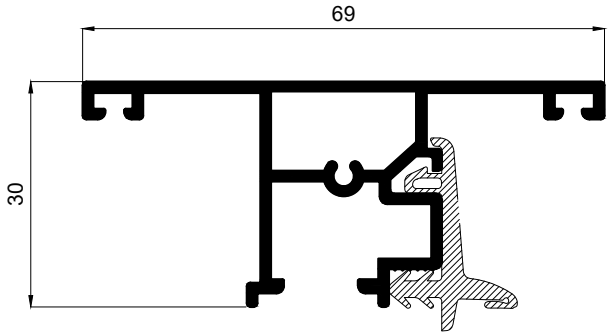

LA1233

Terminali: LC1131

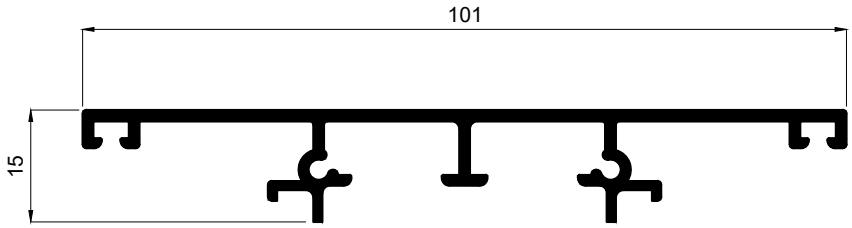

LA1033

Terminali: LC1033

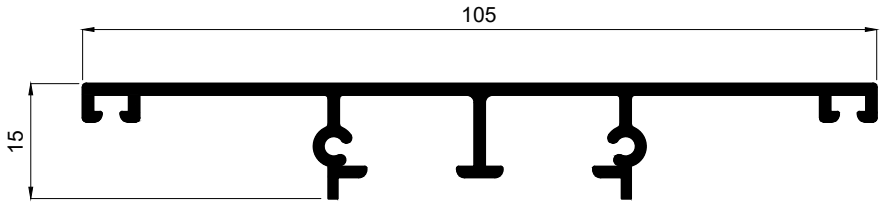

LA882

Terminali: LC882

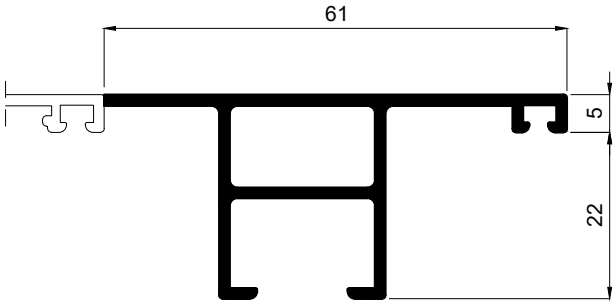

LA1017R
Modulo=61mm

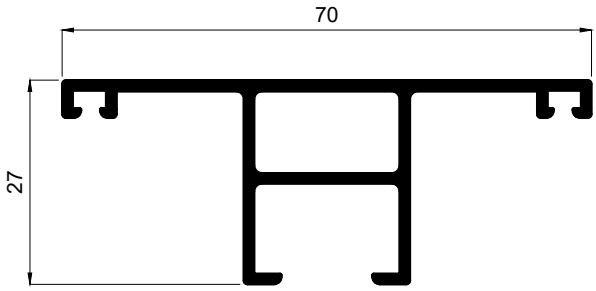

LA1017
L=70mm

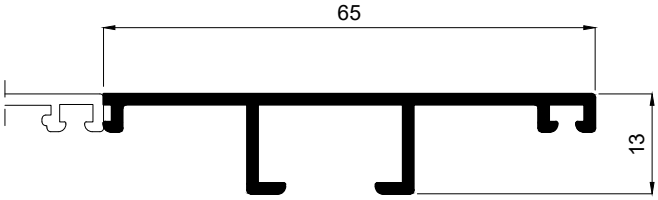

LA871R
L=65mm

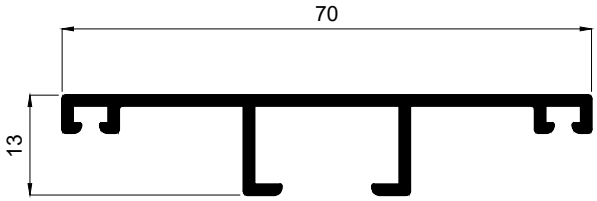

LA871
L=70mm

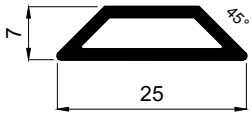

LA137
L=25mm

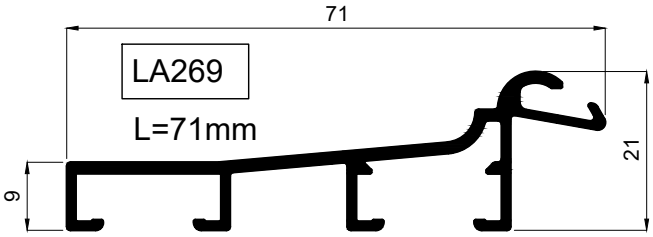

LA269

L=71mm

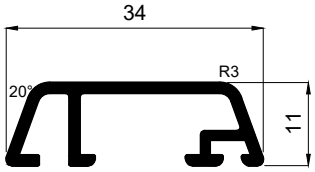

LA1062

L=34mm

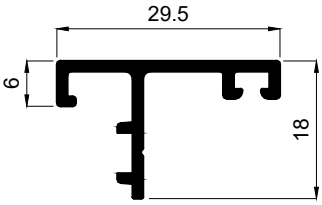

LA1066 L=29.5mm

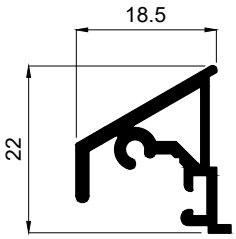

LA742

L=18.5mm

Terminali LC742

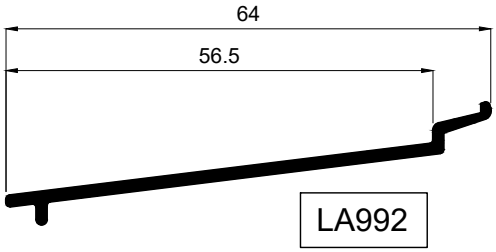

LA992

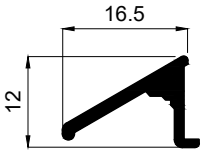

LA837

L=16.5mm

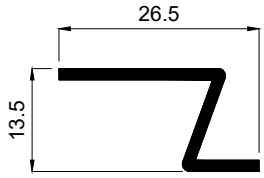

LA156

L=26.5mm

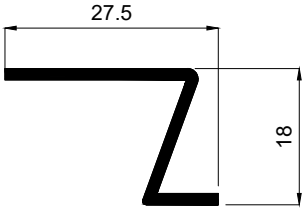

LA156/18

L=27.5mm

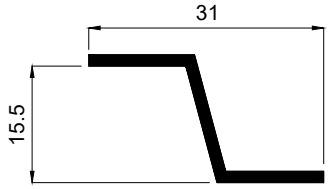

LA157/15

L=31mm

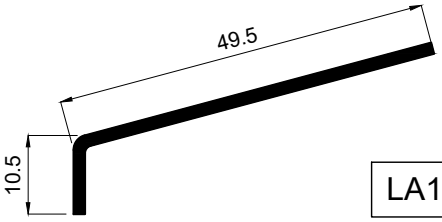

LA1077

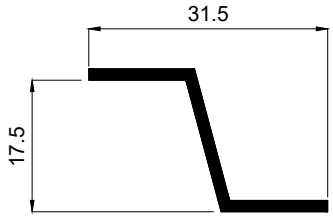

LA157/17

L=31.5mm

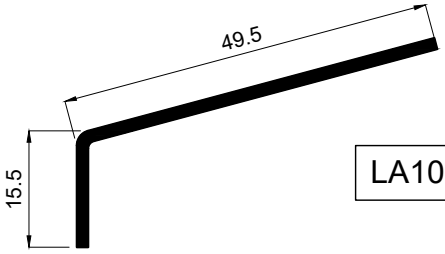

LA1079

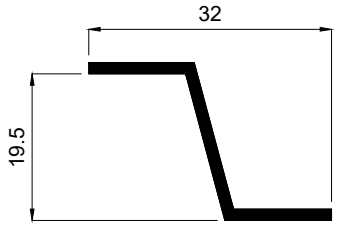

LA157/19

L=32mm

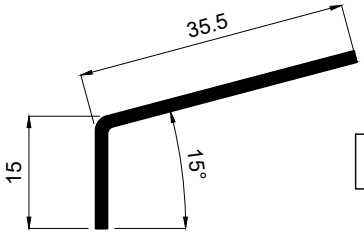

LA1080

Sistema Flat-Line

uniform

Scala 1:1

IT Profili vari
DE Verschiedene Profile
ES Perfiles varios
FR Autres profils
UK Various aluminium profiles

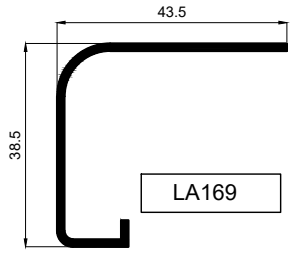

LA169

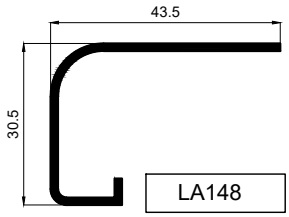

LA148

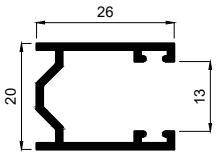

LA207 *

* Non utilizzabile con accessorio LGT

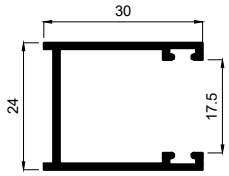

LA11 *

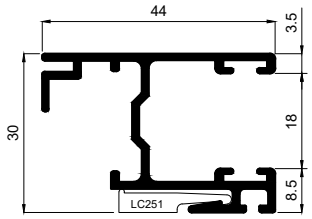

LA251

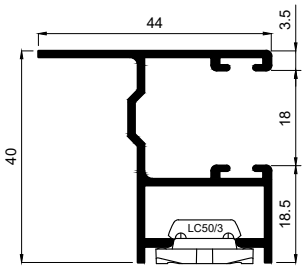

LA174

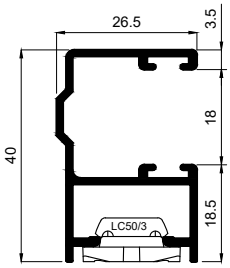

LA800

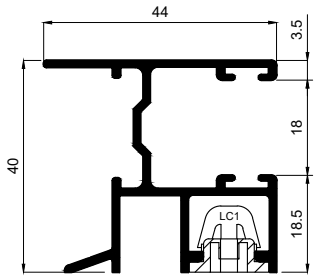

PA22

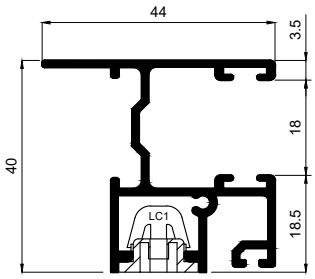

LA226

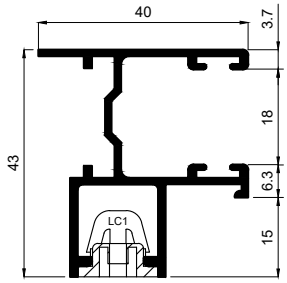

LA182

Terminale LGT per guide avvolgibili

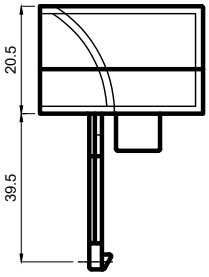

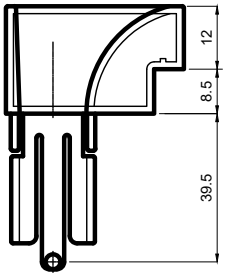



Eseguire foro Ø4mm a 39,5mm con dima LD25

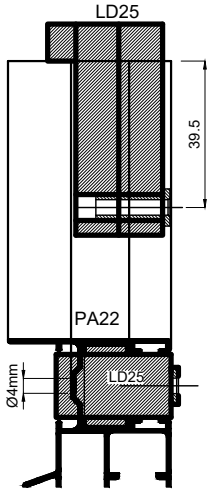

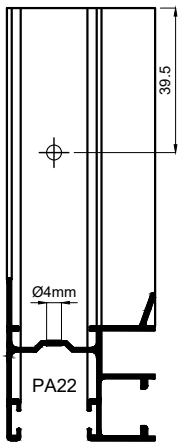

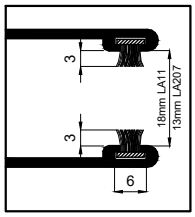

LSP 6

Guarnizione a spazzolino
MATERIALE: Nylon
COLORE: Nero
PROFILO: LA11-LA207

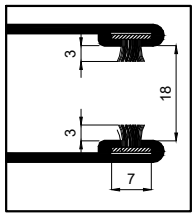

LSP 8

Guarnizione a spazzolino
MATERIALE: Nylon
COLORE: Nero
PROFILO: LA182-LA226-LA251-PA22-LA800

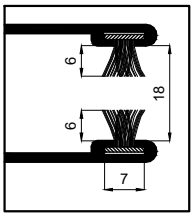

LSP 9

Guarnizione a spazzolino
MATERIALE: Nylon
COLORE: Nero
PROFILO: LA182-LA226-LA251-PA22-LA800

PROFILI ANGOLARI (Alluminio)

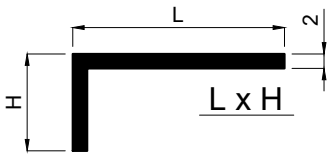

L x H	L x H	L x H
A10x10	A30x20	A50x30
A15x10	A30x30	A60x20
A15x15	A35x15	A60x30
A20x10	A40x15	A60x40
A20x20	A40x20	A80x15
A25x15	A40x40	A80x20
A25x20	A50x15	A100x20
A30x10	A50x20	A120x20
A30x15		

PROFILI PIANI (Alluminio)

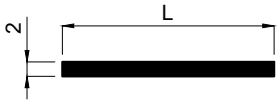

P20x2	P40x2	P70x2
P25x2	P50x2	P80x2
P30x2	P60x2	P100x2

PROFILI a " T " (Alluminio)

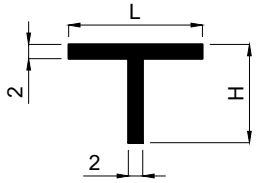

L x H	L x H
TT15x15	TT40x15
TT20x20	TT40x20

PROFILI TUBOLARI (Alluminio)

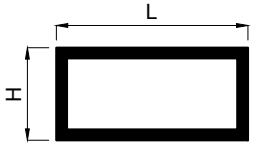

L x H	L x H	L x H
T20x10	T30x15	T40x20
T20x20	T30x20	T50x20
T30x10		

PROFILI a " U " (Alluminio)

L x H	L x H	L x H
U15x15	U30x15	U50x20
U20x10	U30x30	U60x20
U20x20	U40x20	U80x20
U25x10	U40x40	U100x20
U25x25		

TELAI IN ALLUMINIO SISTEMA Complanare /*Alumium profiles*

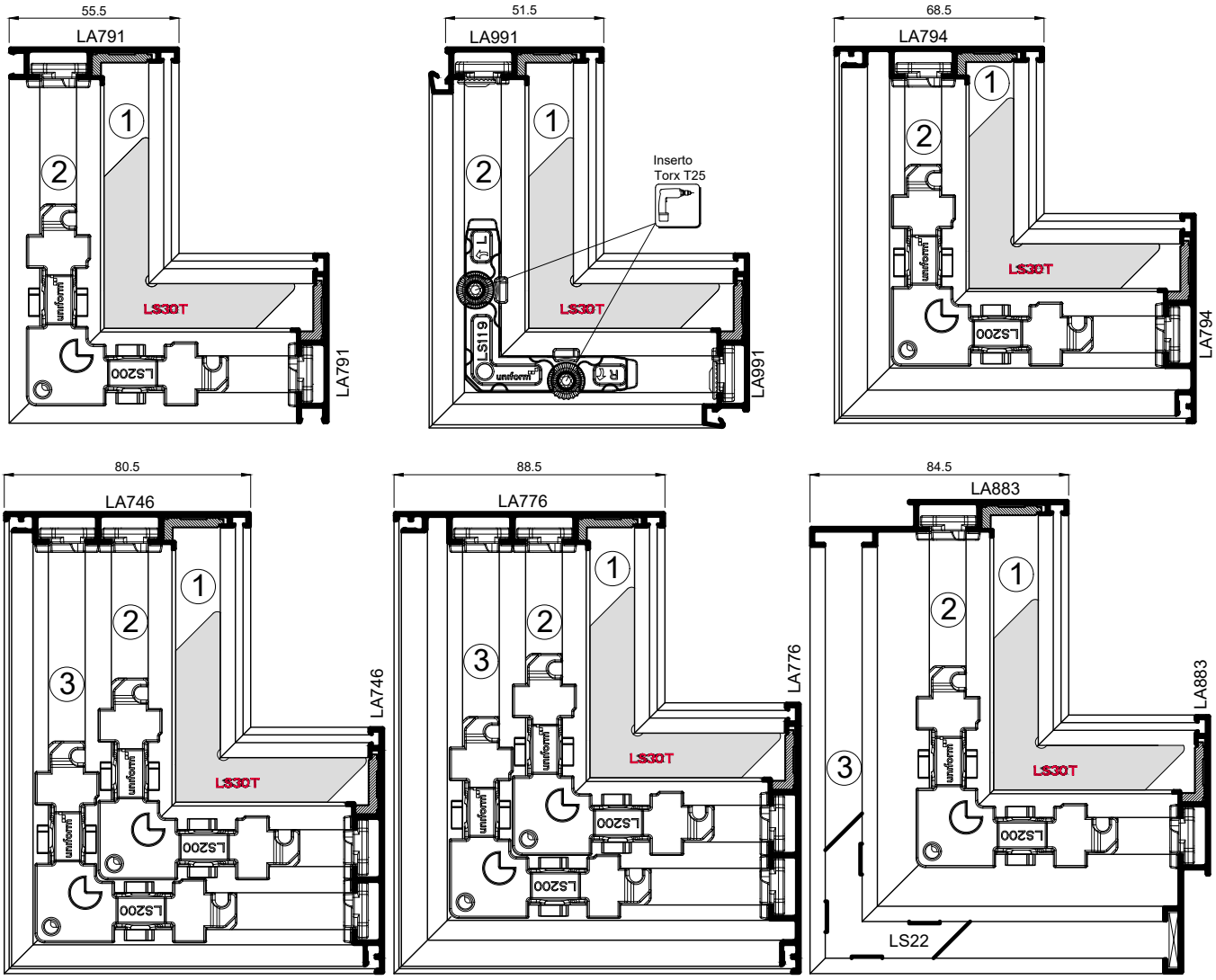

Profilo / *Profile*	Cianfrinatrice / *Crimping machine*	Slitta / *Sledge*	Supporti banco/ Supports	Supporto slitta / *Support of the sledge*	Portapunzoni / *Punches platform*	Punzoni / *Punches*	Spessore superiore / *Upper spacer*	1 Squadretta 1 / *Joint 1*	Tipo / *Type*	2 Squadretta 2 / *Joint 2*	Tipo / *Type*	3 Squadretta 3 / *Joint 3*	Tipo / *Type*	4 Squadretta 4 / *Joint 4*	Tipo / *Type*	Squadretta a vite per 45° (in sostituzione sq. Tipo "C") / *Screwable joint for 45° corners (replacing type "C" joints)*	Squadretta a vite per fuorisquadra (in sostituzione sq. Tipo "C") / *Screwable joint for oblique corners (replacing type "C" joints)*
LA746	LACV-98	LAC SL15	IN DOTAZIONE	-	MVX42603	LAPZ33	LAC SP2,5	LS30T	A	LS200	C	LS200	C	-		LS119	LS96
LA776	LACV-98	LAC SL15	IN DOTAZIONE	-	MVX42603	LAPZ33	LAC SP2,5	LS30T	A	LS200	C	LS200	C	-		LS119	LS96
LA791	LACV-98	LAC SL15	IN DOTAZIONE	-	MVX42603	LAPZ33	LAC SP2,5	LS30T	A	LS200	C	-		-		LS119	LS96
LA794	LACV-98	LAC SL15	IN DOTAZIONE	-	MVX42603	LAPZ33	LAC SP2,5	LS30T	A	LS200	C	-		-		LS119	LS96
LA883	LACV-98	LAC SL15	IN DOTAZIONE	LAC SS181	MVX42603	LAPZ33	LAC SP2,5	LS30T	A	LS200	C	LS22	A	-		LS119	LS96
LA991	MANUALE	-	-	-	-	-	-	LS30T	A	LS119	V	-		-		LS119	LS96

LEGENDA:
Legend

A — Squadretta per allineamento da incollare
Alignment joint

C — Squadretta da cianfrinare
Processed with pneumatic crimping press

V — Squadretta per assemblaggio a vite
Screwing joint

LA791-LA794-LA746-LA776-LA883-LA991

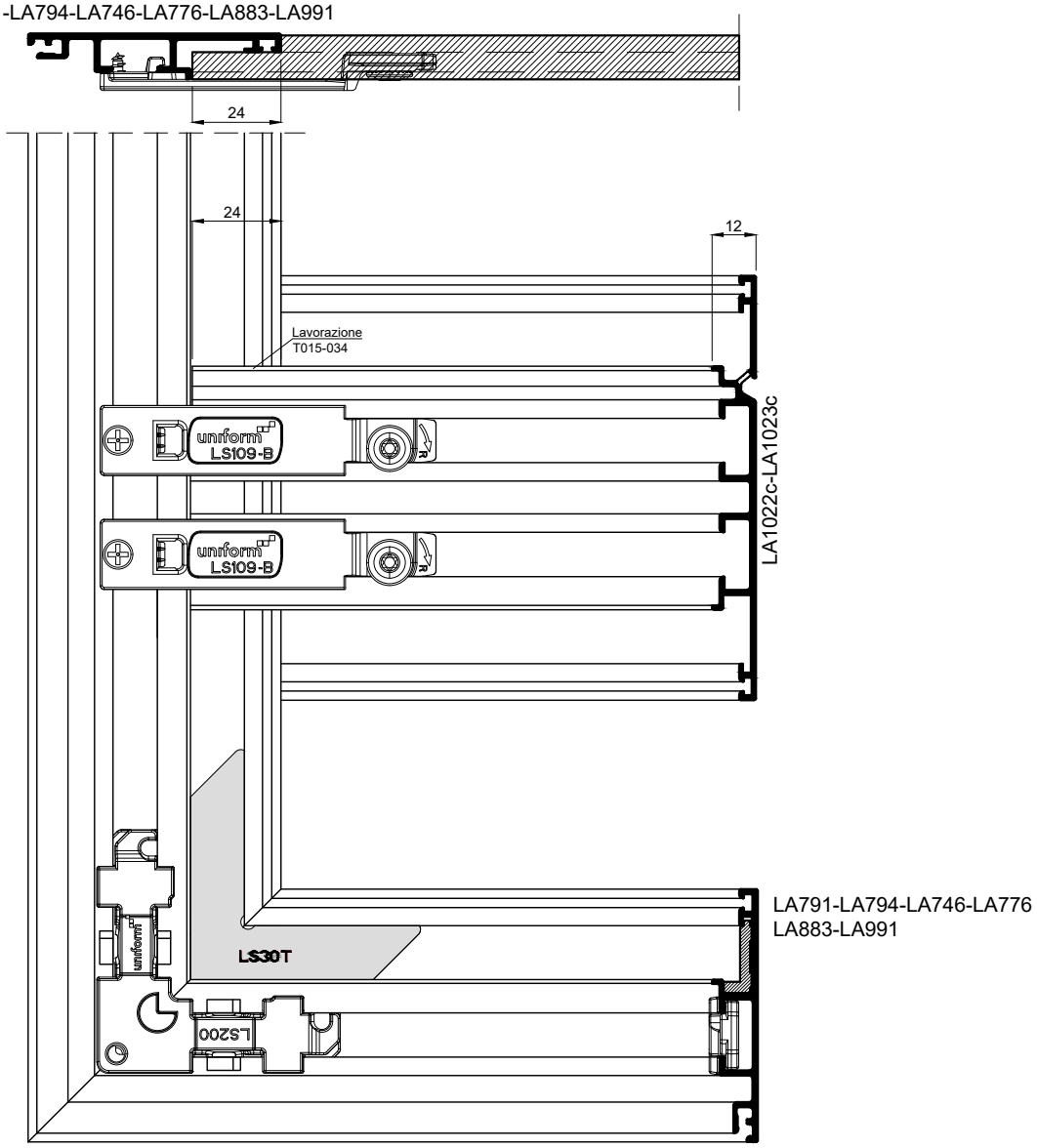

LA791-LA794-LA746-LA776-LA883-LA991

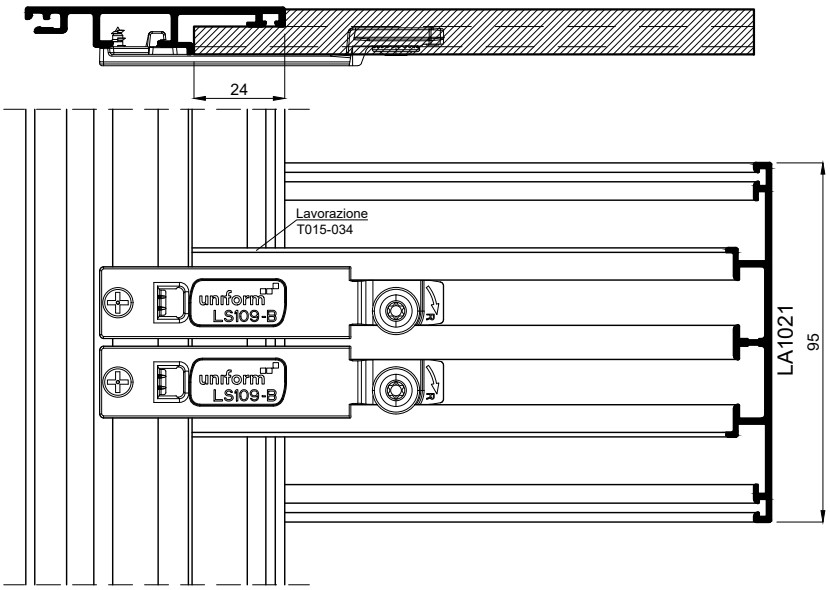

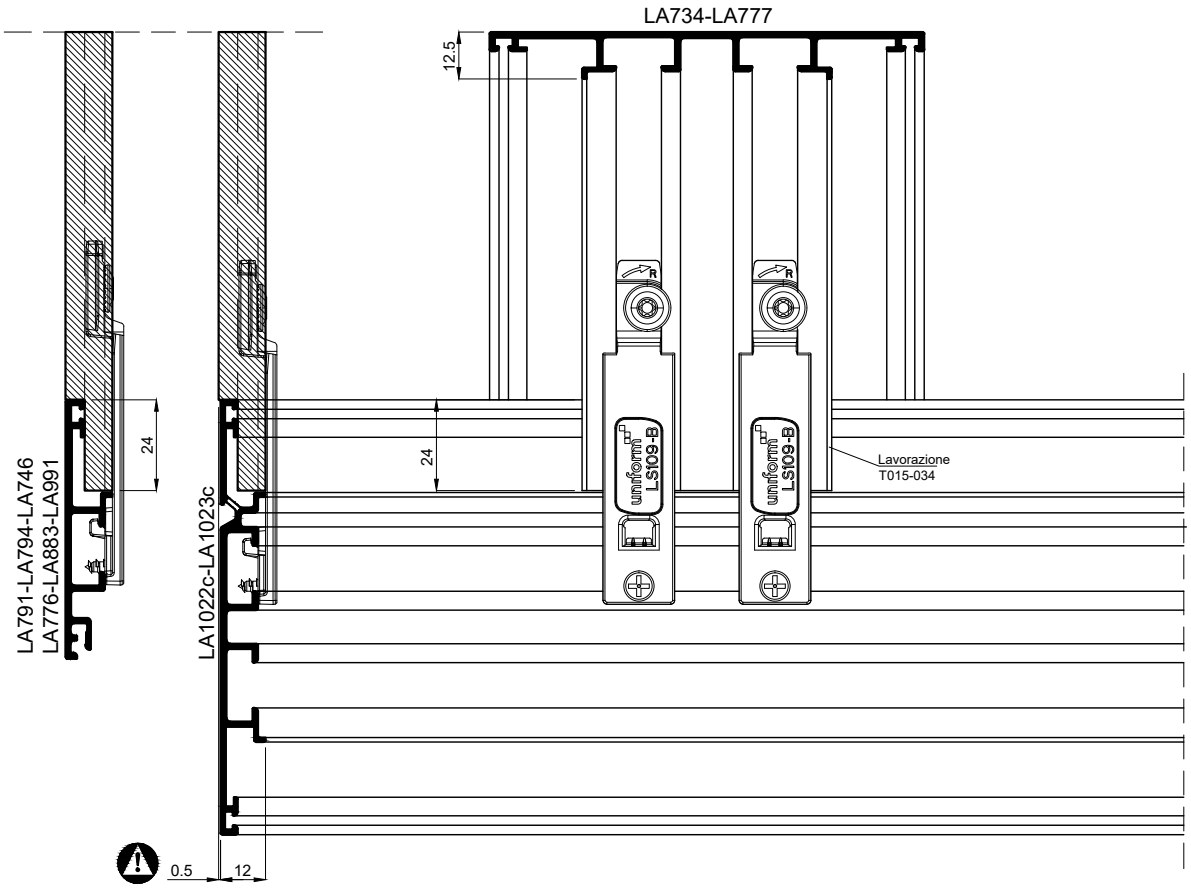

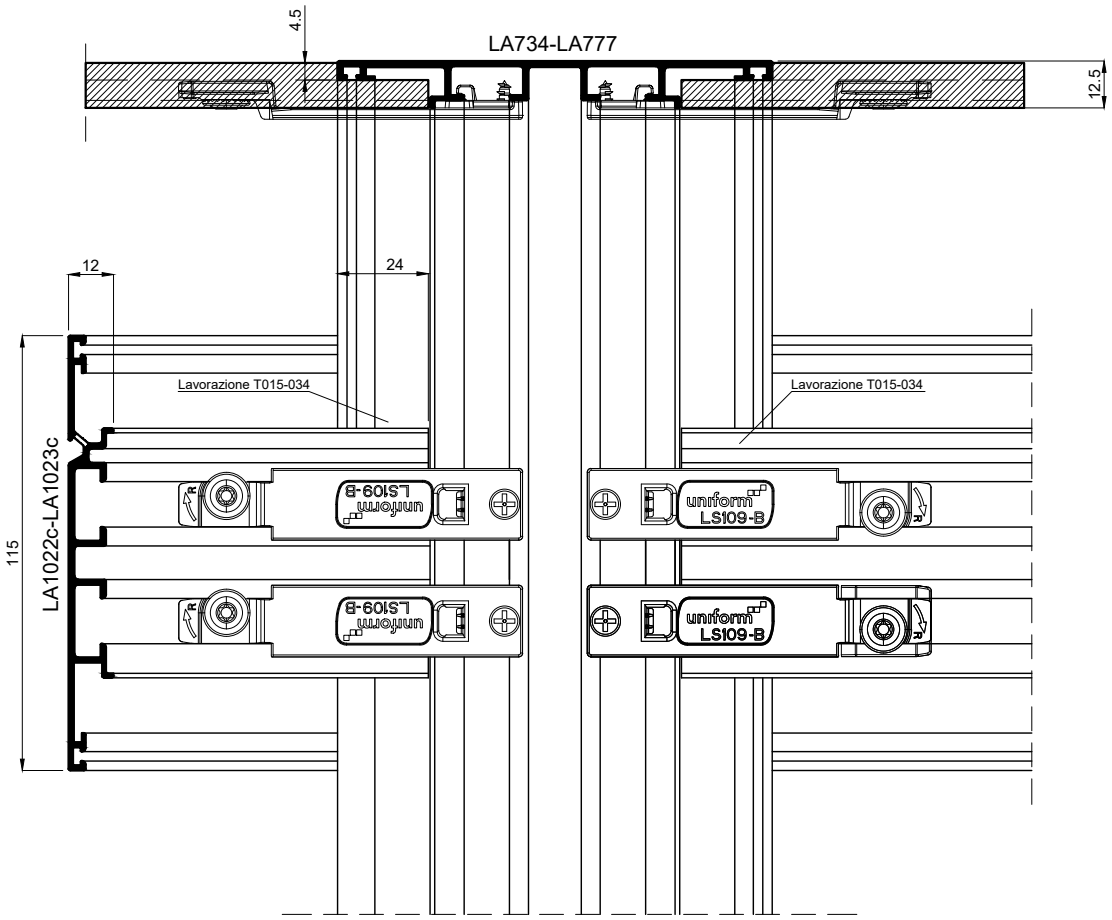

Sistema Flat-Line

uniform

Scala 1:2

IT Profili serie Flat-Line
DE Profil für System Flat-Line
ES Perfiles serie Flat-Line
FR Profils de la gamme Flat-Line
UK Profile Flat-Line series

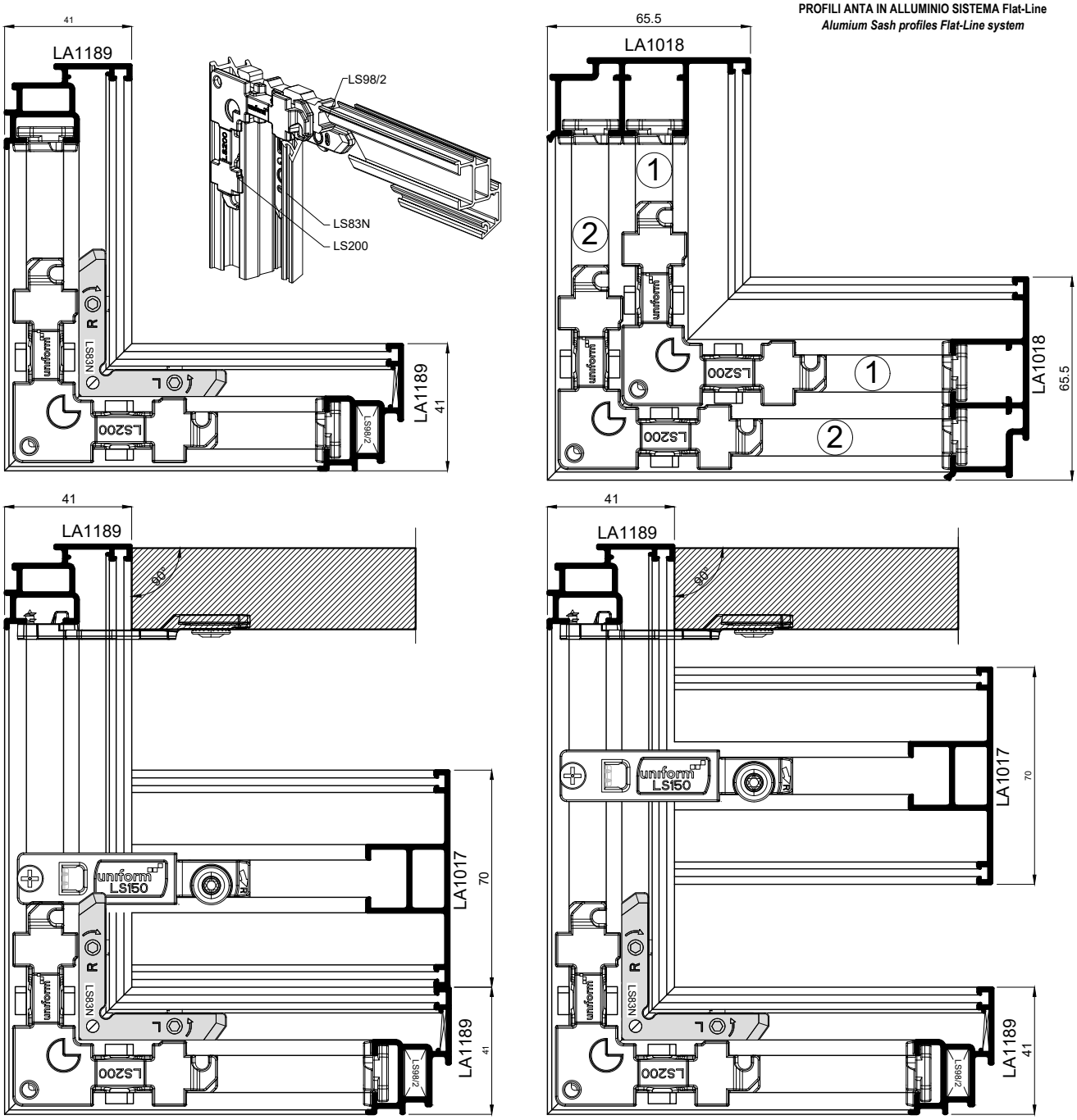

Profilo / *Profile*	Cianfrinatrice / *Crimping machine*	Slitta / *Sledge*	Supporti banco/ Supports	Supporto slitta / *Support of the sledge*	Portapunzoni / *Punches platform*	Punzoni / *Punches*	Spessore superiore / *Upper spacer*	1 Squadretta 1 / *Joint 1*	Tipo / *Type*	2 Squadretta 2 / *Joint 2*	Tipo / *Type*	3 Squadretta 3 / *Joint 3*	Tipo / *Type*	4 Squadretta 4 / *Joint 4*	Tipo / *Type*	Squadretta a vite per 45° (in sostituzione sq. Tipo "C") / *Screwable joint for 45° corners (replacing type "C" joints)*	Squadretta a vite per fuori squadra (in sostituzione sq. Tipo "C") / *Screwable joint for oblique corners (replacing type "C" joints)*
LA861	LACV-98	LAC SL15	IN DOTAZIONE	LAC SS1188	MVX42603	LAPZ33	LAC-SP6	LS200	C	LS200	C	-		-		LS119	LS96
LA1018	LACV-98	LAC SL10S	LAC-SB31	LAC SS1188	MVX42603	LAPZ33	LAC SP13	LS200	C	LS200	C	-		-		LS119	LS96
LA1130	LACV-98	LAC SL15	IN DOTAZIONE	LAC SS1188	MVX42603	LAPZ33	LAC SP6	LS83N	V	LS200	C	-		-		LS119	LS96
LA1189	LACV-98	LAC SL10S	LAC-SB31	LAC SS1188	MVX42603	LAPZ33	LAC SP13	LS83N	V	LS98/2	A	LS200	C	-		LS119	LS96

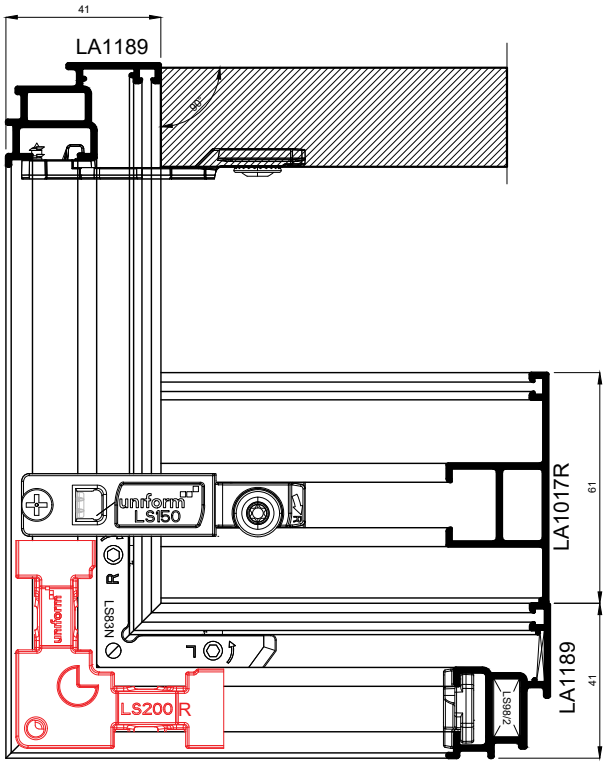

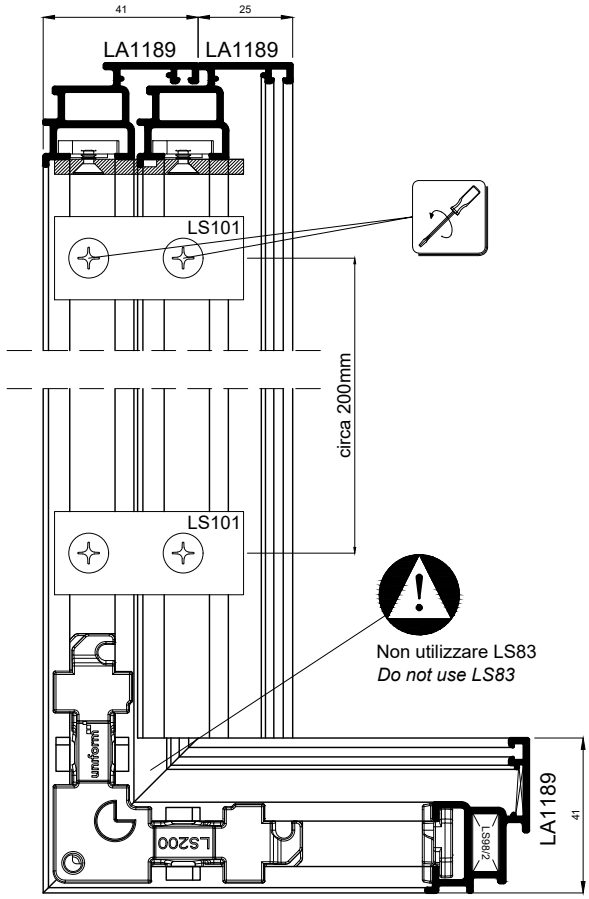

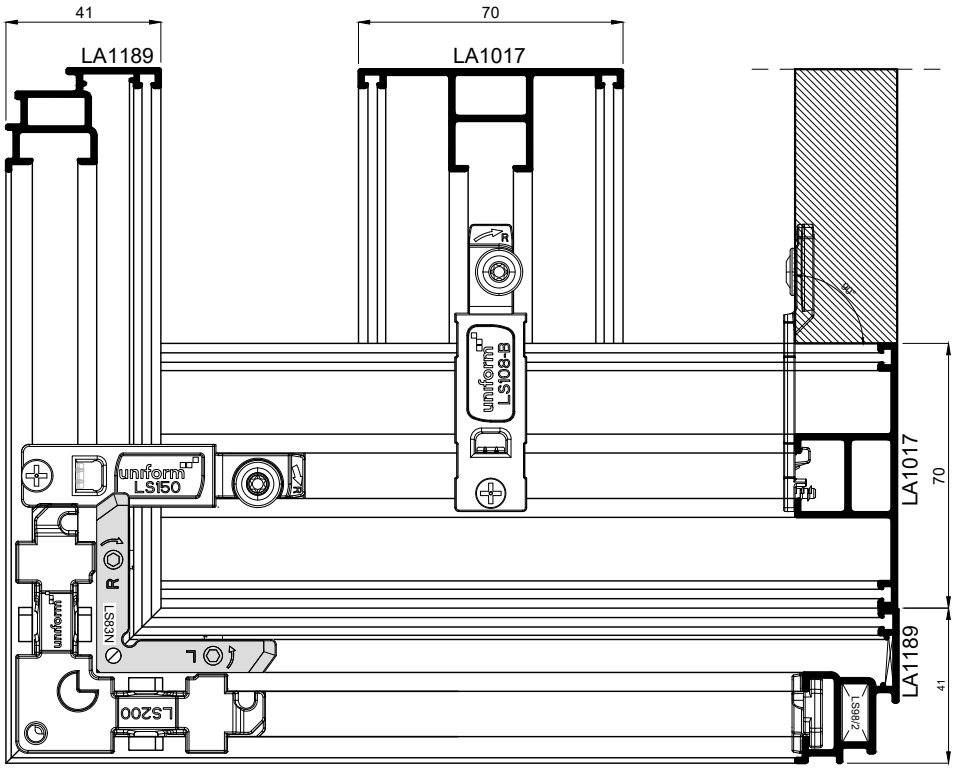

Sistema Flat-Line

uniform

Scala 1:2

IT Profili serie Flat-Line
DE Profil für System Flat-Line
ES Perfiles serie Flat-Line
FR Profils de la gamme Flat-Line
UK Profile Flat-Line series

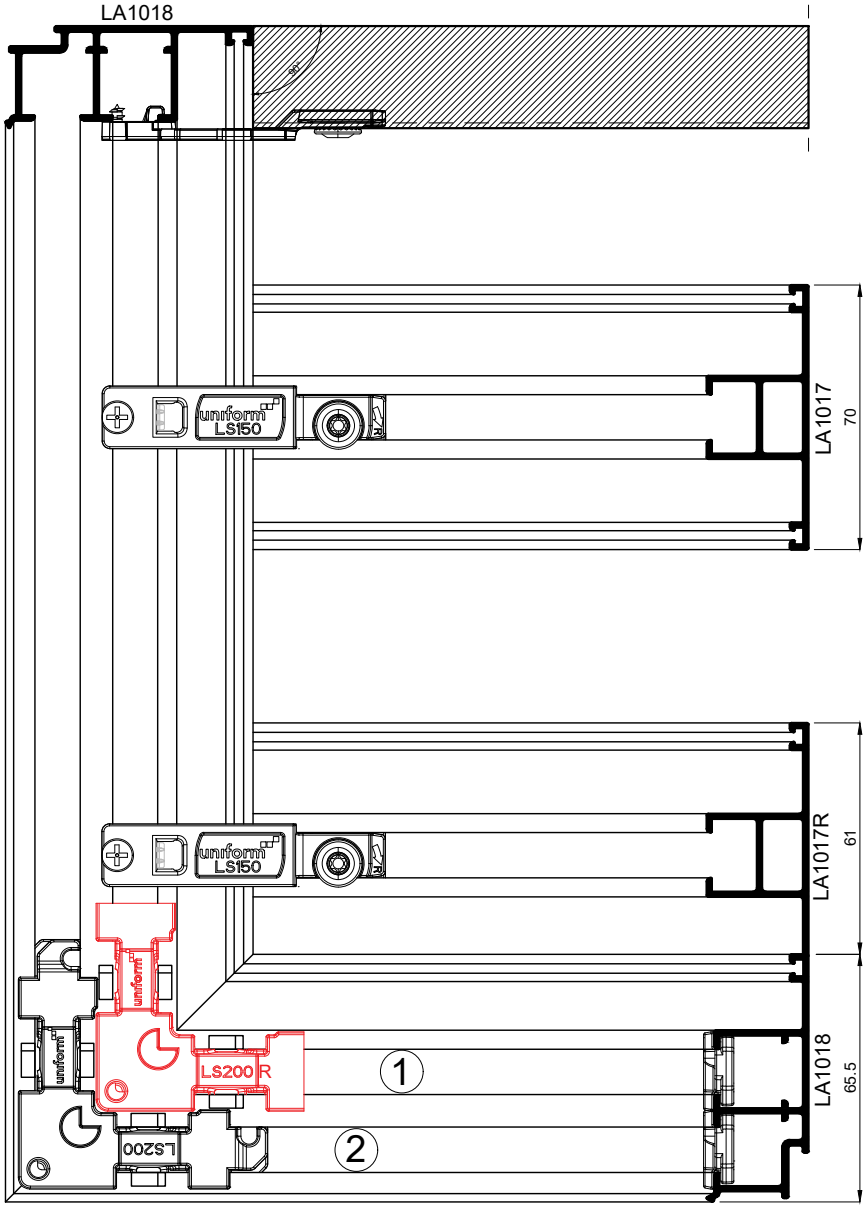

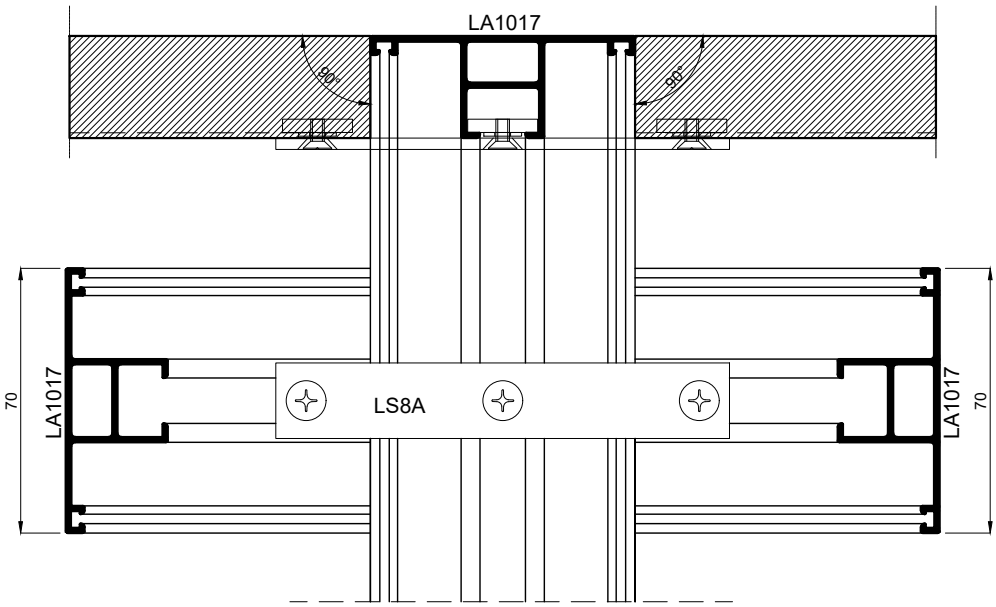

Sistema Flat-Line

uniform

Scala 1:2

IT Profili serie Flat-Line
DE Profil für System Flat-Line
ES Perfiles serie Flat-Line
FR Profils de la gamme Flat-Line
UK Profile Flat-Line series

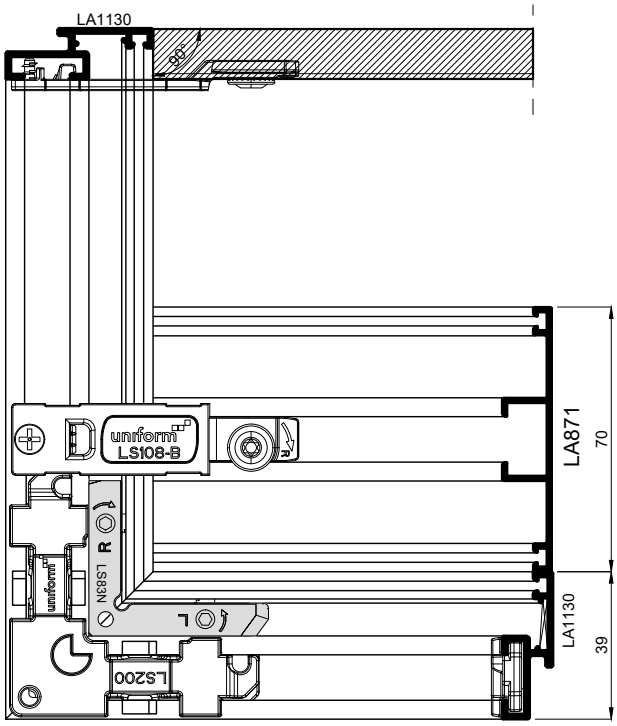

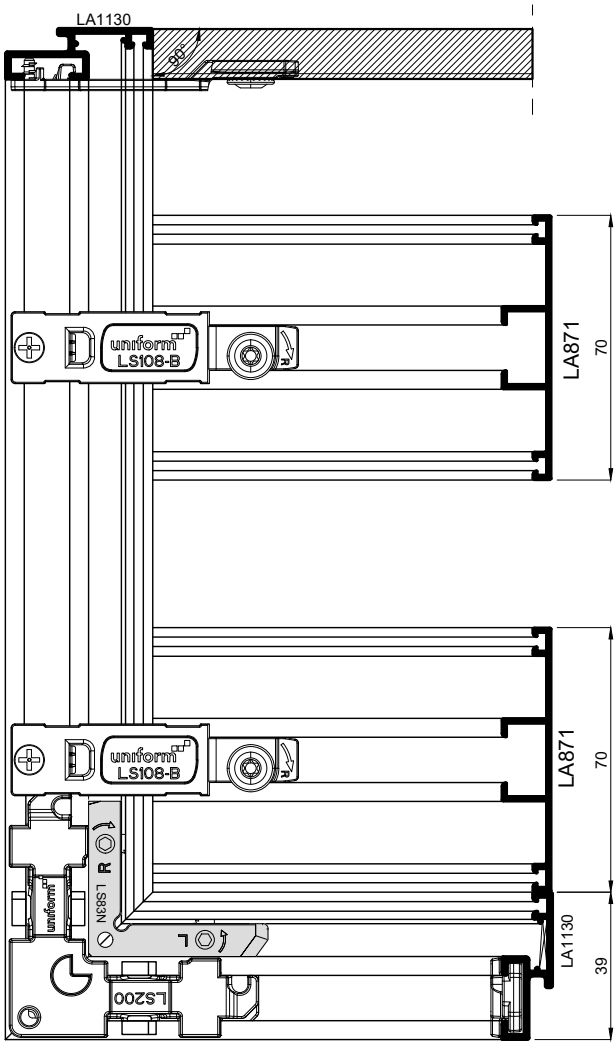

VARIANTE: ASSEMBLAGGIO CON SQUADRETTA A VITE

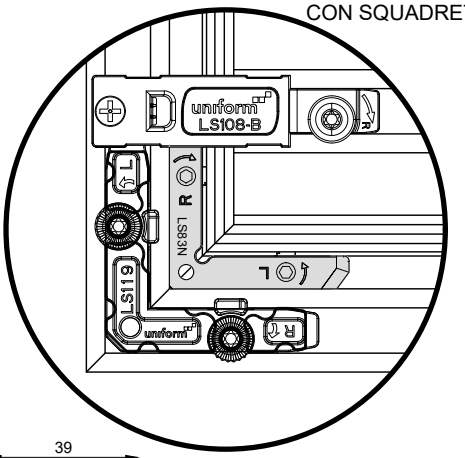

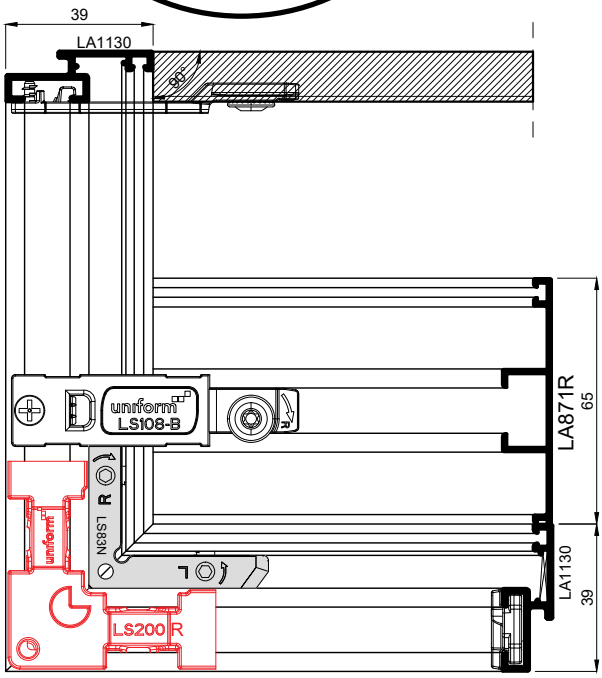

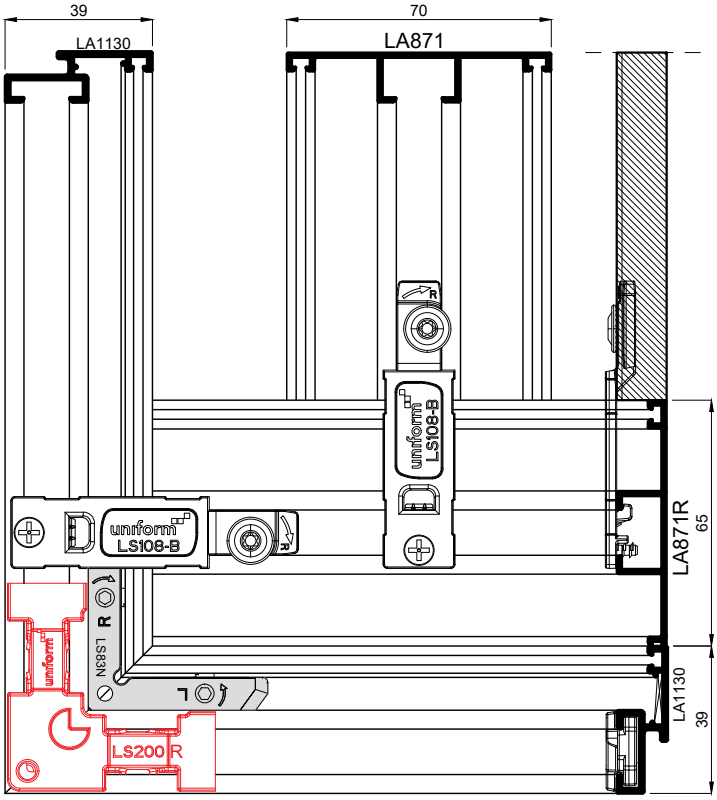

Sistema Flat-Line

uniform

Scala 1:2

IT Profili serie Flat-Line
DE Profil für System Flat-Line
ES Perfiles serie Flat-Line
FR Profils de la gamme Flat-Line
UK Profile Flat-Line series

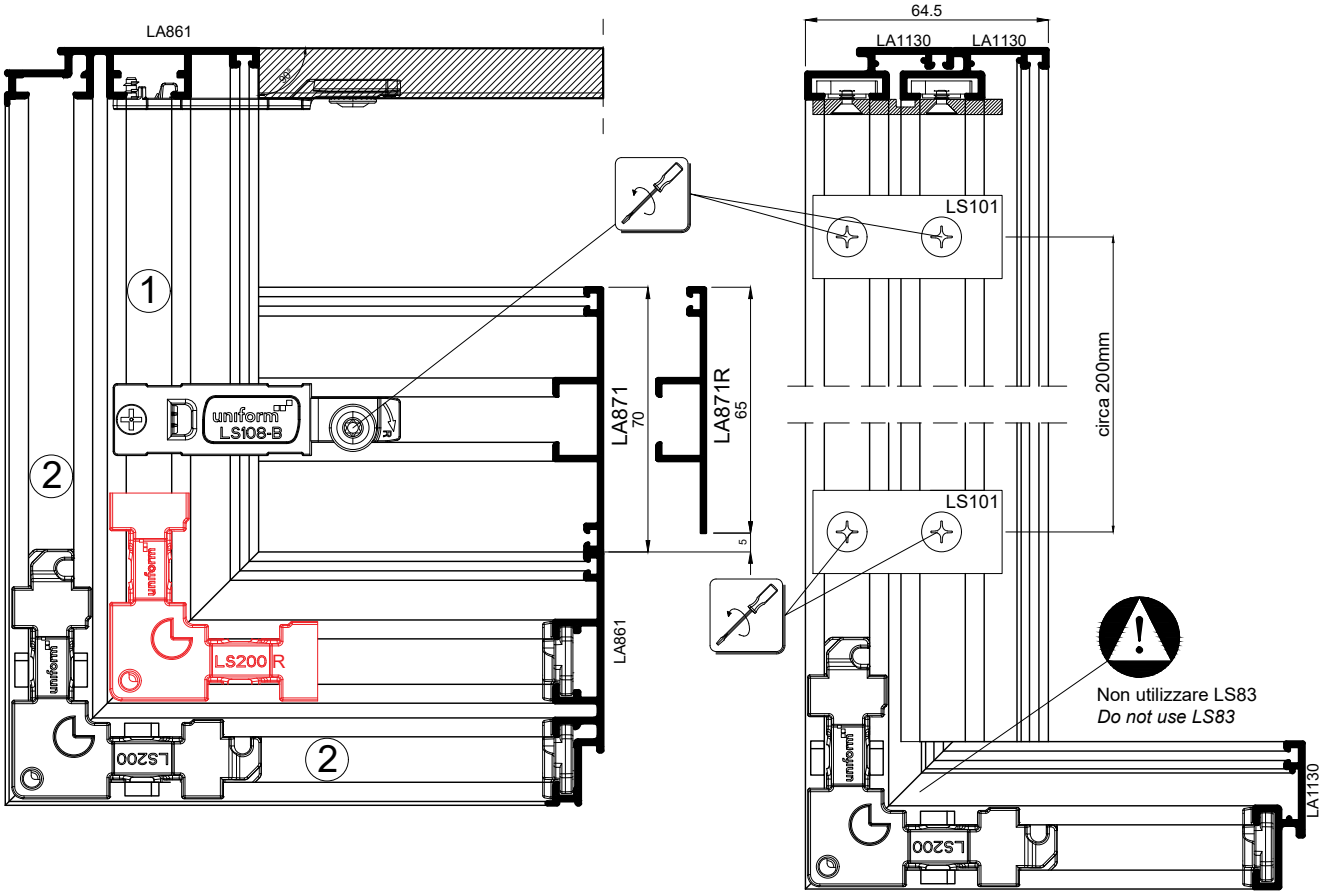

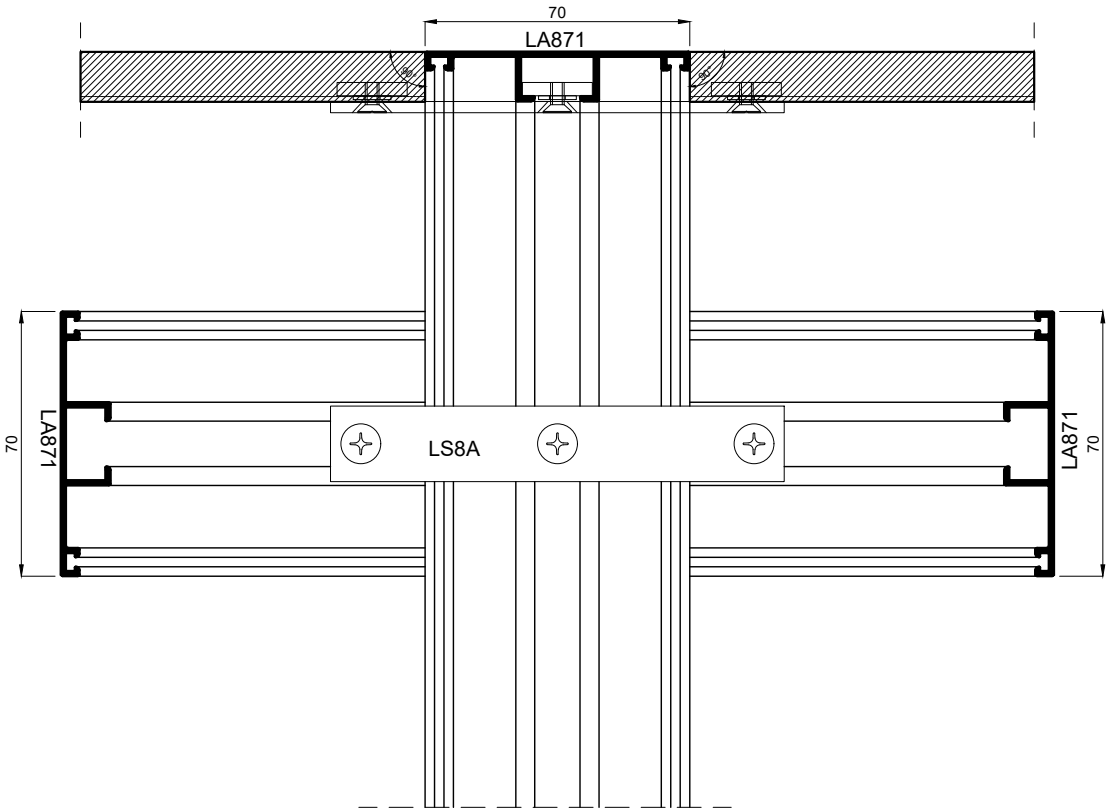

Sistema Flat-Line

uniform

Scala 1:2

IT Profili serie Flat-Line
DE Profil für System Flat-Line
ES Perfiles serie Flat-Line
FR Profils de la gamme Flat-Line
UK Profile Flat-Line series

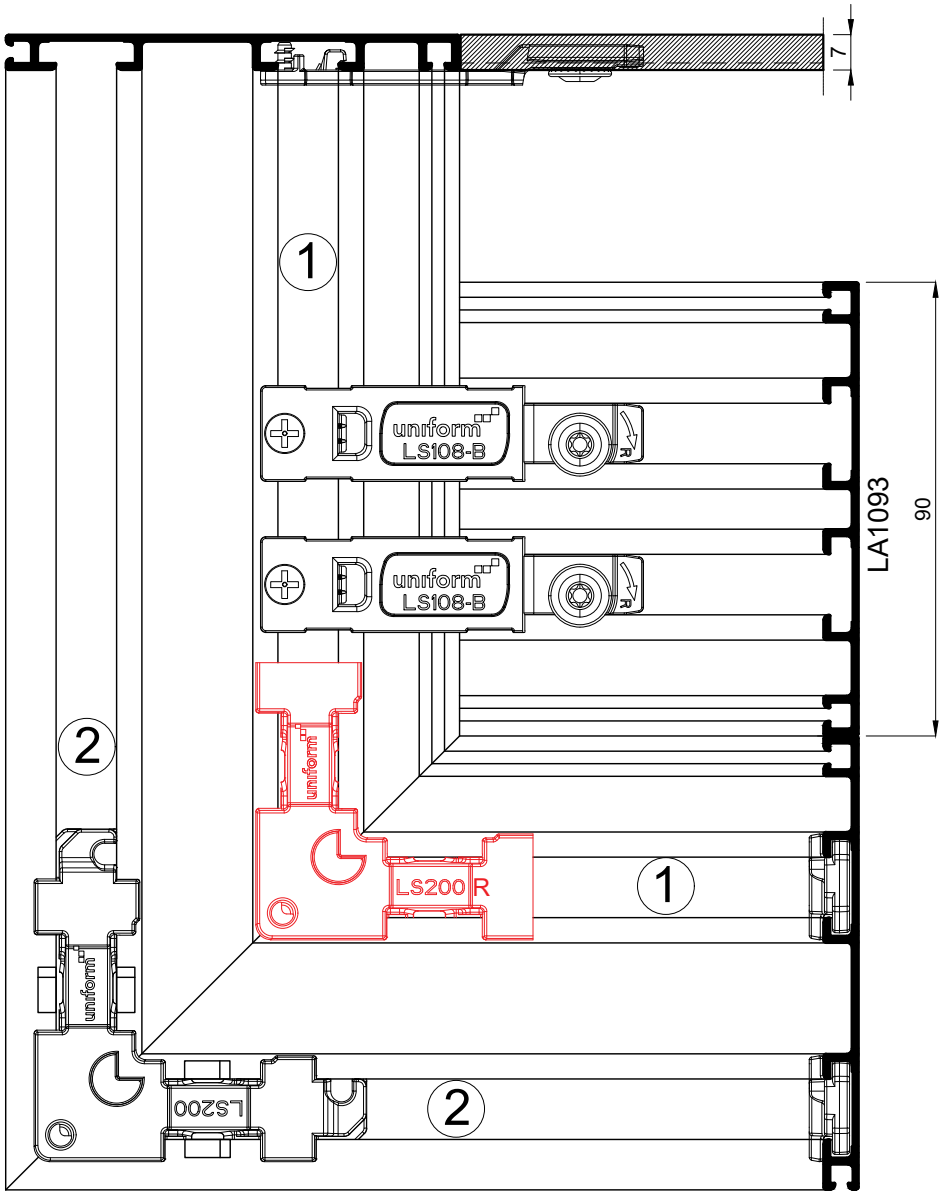

Ante in alluminio sistema Flat-Line
Alumium sash profiles Flat-Line system

Profilo / *Profile*	Cianfrinatrice / *Crimping machine*	Slitta / *Sledge*	Supporti banco/ Supports	Supporto slitta / *Support of the sledge*	Portapunzoni / *Punches platform*	Punzoni / *Punches*	Spessore superiore / *Upper spacer*	1 Squadretta 1 / *Joint 1*	Tipo / *Type*	2 Squadretta 2 / *Joint 2*	Tipo / *Type*	3 Squadretta 3 / *Joint 3*	Tipo / *Type*	4 Squadretta 4 / *Joint 4*	Tipo / *Type*	Squadretta a vite per 45° (in sostituzione sq. Tipo "C") / *Screwable joint for 45° corners (replacing type "C" joints)*	Squadretta a vite per fuorisquadra (in sostituzione sq. Tipo "C") / *Screwable joint for oblique corners (replacing type "C" joints)*
LA852	LACV-98	LAC SL15	IN DOTAZIONE	-	MVX42603	LAPZ33	-	LS200	C	LS200	C	-		-		LS119	LS96
LA853	LACV-98	LAC SL15	IN DOTAZIONE		MVX42603	LAPZ33	-	LS200	C	LS200	C	-		-		LS119	LS96
LA872	LACV-98	LAC SL15	IN DOTAZIONE	-	MVX42603	LAPZ33	-	LS200	C	-		-		-		LS119	LS96
LA1019	LACV-98	LAC SL15	IN DOTAZIONE		MVX42603	LAPZ33	-	LS200	C	LS200	C	-		-		LS119	LS96
LA1093	LACV-98	LAC SL15	IN DOTAZIONE	-	MVX42603	LAPZ33	-	LS200	C	LS200	C	-		-		LS119	LS96
LA1108	LACV-98	LAC SL15	IN DOTAZIONE		MVX42603	LAPZ33	-	LS200	C	LS200	C	-		-		LS119	LS96

LS119: Squadretta per l'assemblaggio a vite dei profili a 45°

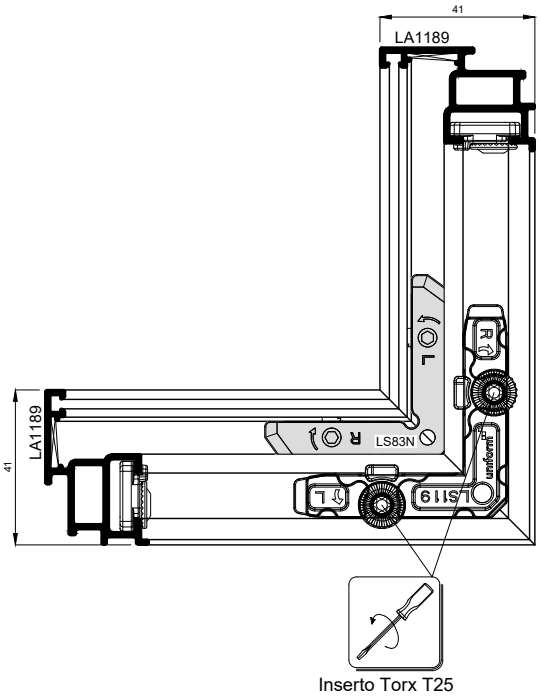

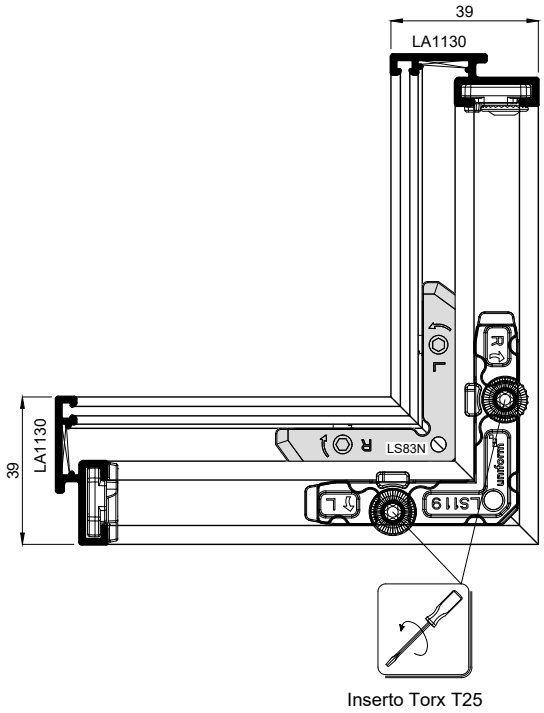

LS96: Squadretta per l'assemblaggio a vite dei profili con angolo fuori squadra

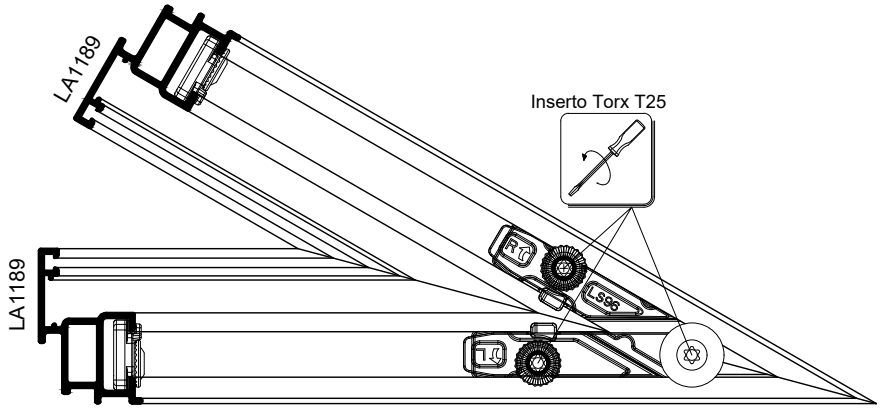

LS99: Squadretta per l'assemblaggio a vite dei profili con angolo fuori squadra

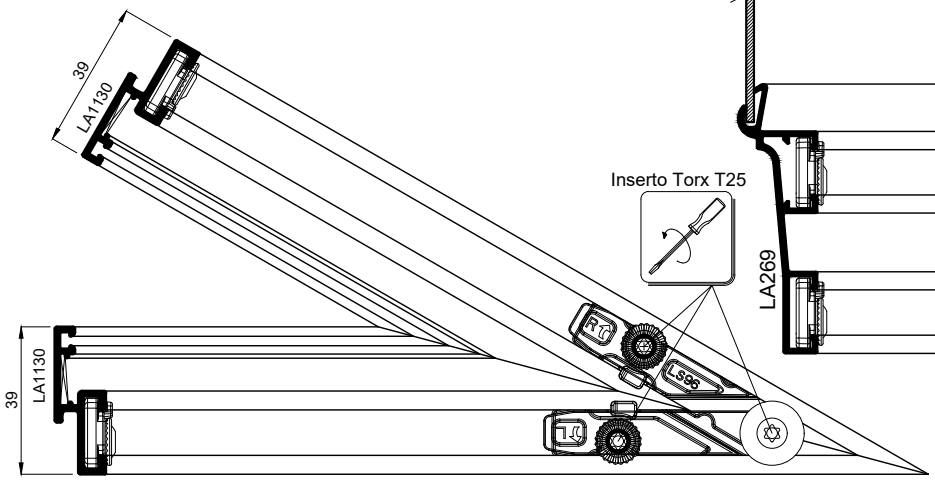

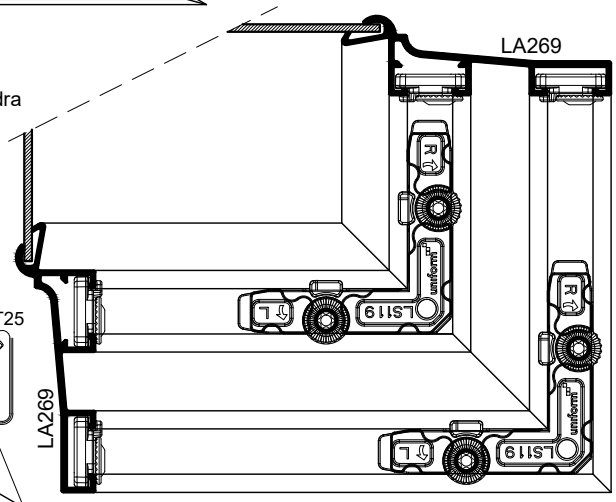

Sistema Flat-Line

uniform

Scala 1:2

IT Profili serie Flat-Line
DE Profil für System Flat-Line
ES Perfiles serie Flat-Line
FR Profils de la gamme Flat-Line
UK Profile Flat-Line series

LC1

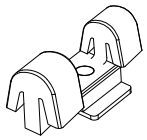

Materiale/*Material*: Nylon
Colore/*Colour*: Bianco/*white*
Clip a scatto da avvitare/Snap *clip*

LC4

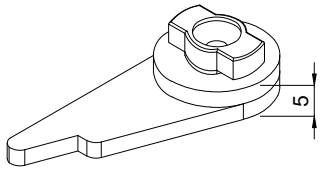

Materiale/*Material*: Nylon
Colore/*Colour*: Nero/*Black*
Clip a vite girevole/*Pivot clip*

LC4/7

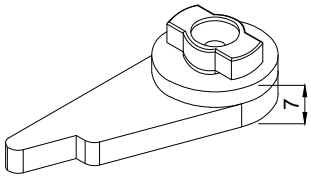

Materiale/*Material*: Nylon
Colore/*Colour*: Nero/*Black*
Clip a vite girevole/*Pivot clip*

LC5

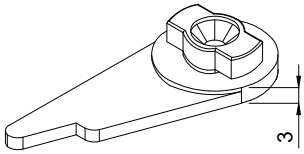

Materiale/*Material*: Nylon
Colore/*Colour*: Nero/*Black*
Clip a vite girevole/*Pivot clip*

LC11

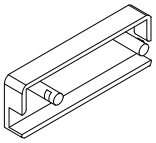

Materiale/*Material*: ABS
Colore/*Colour*: Nero-Bianco/*Black-White*
Terminale per scarico acqua/Water *drainage slot*

LC12A

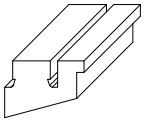

Materiale/*Material*: EPDM
Colore/*Colour*: Nero/*Black*
Terminale laterale/*End cap*

LC22

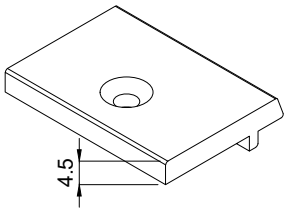

Materiale/*Material*: Nylon
Colore/*Colour*: Nero/*Black*
Fermo per vetro/*Glass support*

LC22A

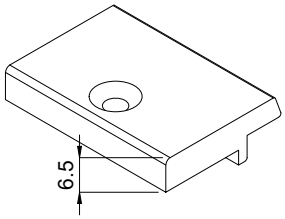

Materiale/*Material*: Nylon
Colore/*Colour*: Nero/*Black*
Fermo per vetro/*Glass support*

LC23/7

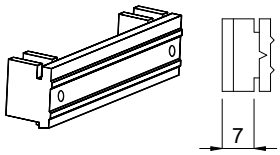

Materiale/*Material*: EPDM
Colore/*Colour*: Nero/*Black*
Tappo per LA181/*End cap*

LC25

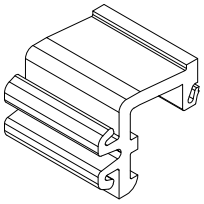

Materiale/*Material*: Resina Acetalica
Colore/*Colour*: Bianco/*White*
Clip a scatto senza vite/*Snap clip without screws*

LC26/3

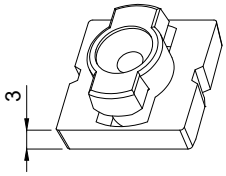

Materiale/*Material*: POM
Colore/*Colour*: Nero/*Black*
Clip a vite girevole/*Pivot clip*

LC26/5

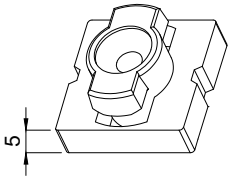

Materiale/*Material*: POM
Colore/*Colour*: Nero/*Black*
Clip a vite girevole/*Pivot clip*

LC50/3

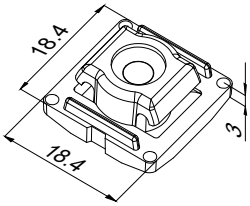

Materiale/*Material*: Resina Acetalica-POM
Colore/*Colour*: Bianco/*White*
Clip a scatto/*Snap clip*

LC50/4

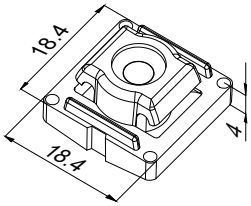

Materiale/*Material*: Resina Acetalica-POM
Colore/*Colour*: Bianco/*White*
Clip a scatto/*Snap clip*

LC50/5

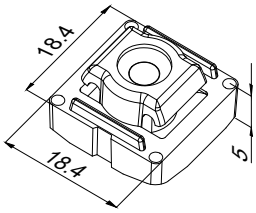

Materiale/*Material*: Resina Acetalica-POM
Colore/*Colour*: Bianco/*White*
Clip a scatto/*Snap clip*

LC50/6

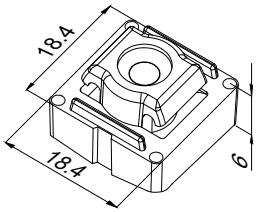

Materiale/*Material*: Resina Acetalica-POM
Colore/*Colour*: Bianco/*White*
Clip a scatto/*Snap clip*

LC50/A

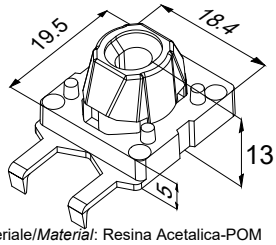

Materiale/*Material*: Resina Acetalica-POM
Colore/*Colour*: Bianco/*White*
Clip a scatto/*Snap clip*

LC50/M

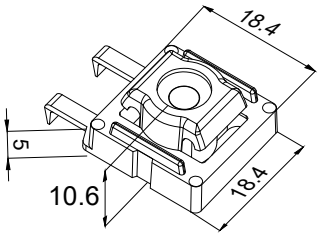

Materiale/*Material*: Resina Acetalica-POM
Colore/*Colour*: Bianco/*White*
Clip a scatto/*Snap clip*

LC51

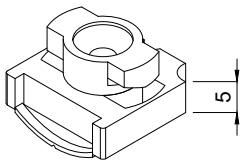

Materiale/*Material*: Nylon
Colore/*Colour*: Nero/*Black*
Clip a vite girevole/*Pivot clip*

LC51/6A

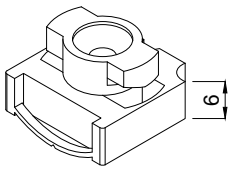

Materiale/*Material*: Nylon
Colore/*Colour*: Marrone/*Brown*
Clip a scatto girevole/*Pivot clip*

LC58-44

vite inclusa
screw included

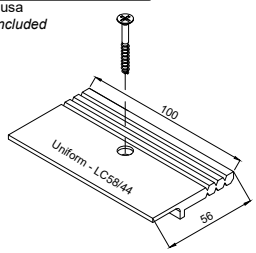

Materiale/*Material*: Nylon
Colore/*Colour*: Nero/*Black*
Supporto vetro/*Glass support*

LC58-F

vite inclusa
screw included

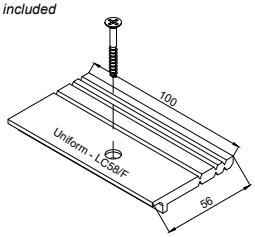

Materiale/*Material*: Nylon
Colore/*Colour*: Nero/*Black*
Supporto vetro/*Glass support*

LC62

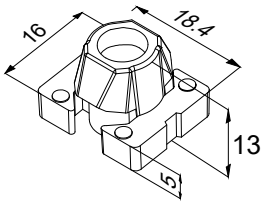

Materiale/*Material*: Resina Acetalica-POM
Colore/*Colour*: Nero/*Black*
Clip a scatto/*Snap clip*

LC62-V

vite pre-montata
assembled screw

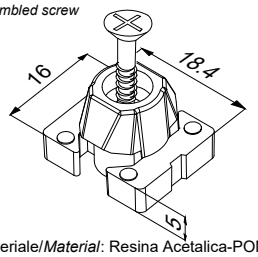

Materiale/*Material*: Resina Acetalica-POM
Colore/*Colour*: Nero/*Black*
Clip a scatto/*Snap clip*

LC80

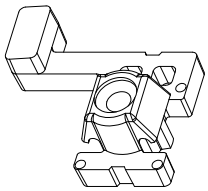

Materiale/*Material*: Resina Acetalica-POM
Colore/*Colour*: Nero/*Black*
Clip a scatto/*Snap clip*

LC80-V

vite pre-montata
assembled screw

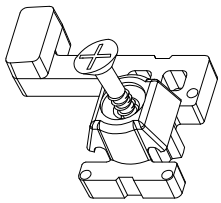

Materiale/*Material*: Resina Acetalica-POM
Colore/*Colour*: Bianco/*White*
Clip a scatto/*Snap clip*

LC101

viti incluse
screws included

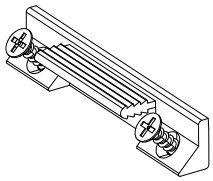

Materiale/*Material*: Nylon
Colore/*Colour*: Nero/*Black*
Clip porta fermavetro/Glass bead clip

LC123

viti incluse
screws included

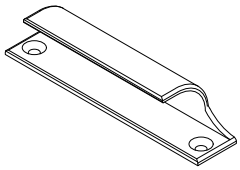

Materiale/*Material*: Alluminio/*Alluminium*
Colore/*Colour*: Argento,Nero/*Silver,Black*
Maniglia fissa esterna/*External fixed handle*

LC225 Coppia *Pair*

viti incluse
screws included

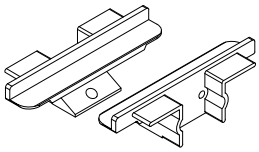

Materiale/*Material*: ABS
Colore/*Colour*: Nero-Bianco/Black-*White*
Terminali per LA225/End caps

LC226 Coppia *Pair*

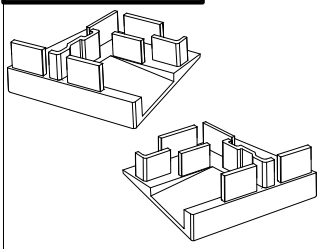

Materiale/*Material*: ABS
Colore/*Colour*: Nero-Bianco/Black-*White*
Terminali per LA226/End caps

LC251

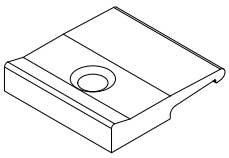

Materiale/*Material*: Resina acetalica
Colore/*Colour*: Bianco/*White*
Clip a scatto/Clip holder

LC742 Coppia *Pair*

viti incluse
screws included

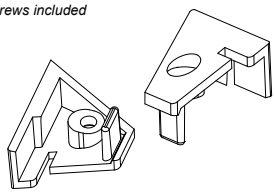

Materiale/*Material*: ABS
Colore/*Colour*: Nero-Bianco/Black-*White*
Terminali per LA742/End caps

LC807

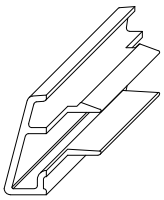

Materiale/*Material*: Alluminio/*Aluminium*
Colore/*Colour*: A richiesta/*On request*
Terminale per scarico acqua/*Water dainage slot cover*

LC855 Coppia *Pair*

viti incluse
screws included

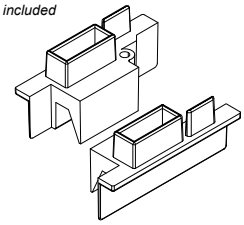

Materiale/*Material*: ABS
Colore/*Colour*: Nero-Bianco/Black-*White*
Terminali per LA855/End caps

LC882 Coppia *Pair*

viti incluse
screws included

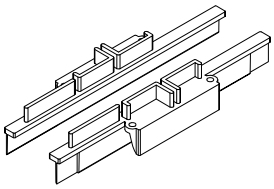

Materiale/*Material*: ABS
Colore/*Colour*: Nero-Bianco/Black-*White*
Terminali per LA882/End caps

LC1033 Coppia *Pair*

viti incluse
screws included

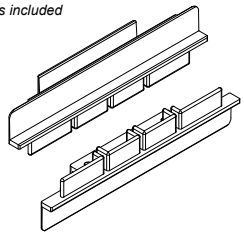

Materiale/*Material*: ABS
Colore/*Colour*: Nero-Bianco/Black-*White*
Terminali per LA1033/End caps

LC1131 Coppia *Pair*

viti incluse
screws included

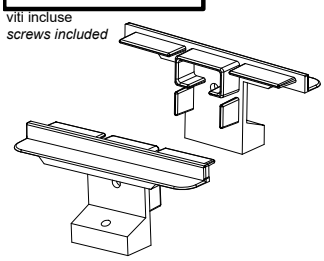

Materiale/*Material*: ABS
Colore/*Colour*: Nero-Bianco/Black-*White*
Terminali per LA1131/End caps

LCZ-1

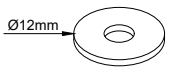

Materiale/*Material*: Acciaio/*Steel*
Colore/*Colour*: -
Spessore per clips/*Shim*

LCZ-2

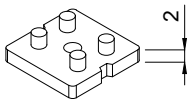

Materiale/*Material*: Resina Acetalica
Colore/*Colour*: Bianco/*White*
Spessore per clips LC27/Shim

LCZ-3.5

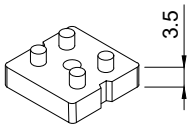

Materiale/*Material*: Resina Acetalica
Colore/*Colour*: Bianco/*White*
Spessore per clips LC27/Shim

LCZ-5.5

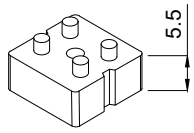

Materiale/*Material*: Resina Acetalica
Colore/*Colour*: Bianco/*White*
Spessore per clips LC27/*Shim*

LCZ-9

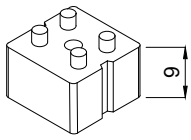

Materiale/*Material*: Resina Acetalica
Colore/*Colour*: Bianco/*White*
Spessore per clips LC27/*Shim*

LGT Coppia *Pair*

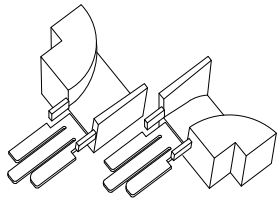

Materiale/*Material*: ABS
Colore/*Colour*: Nero/*Black*
Terminali per guida tapparella/*End caps*

PT163 Coppia *Pair*

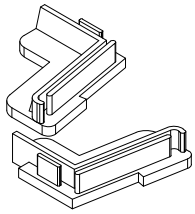

Materiale/*Material*: SEBS
Colore/*Colour*: Nero/*Black*
Terminali per LA163/*End caps*

FCV2916IN-N

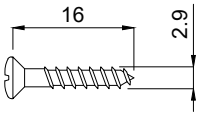

Materiale/*Material*: Acciaio Inox/*Steel*
Colore/*Colour*: Nero/*Black*
Vite autofilettante 2.9x25mm svasata/
Self-tapping screw

LVP25

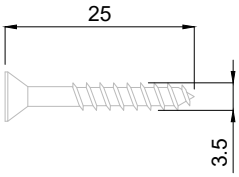

Materiale/*Material*: Acciaio zincato/*Steel*
Colore/*Colour*: Inox
Vite 3.5x25mm testa svasata piana/
3.5x25mm Screw

LVP30

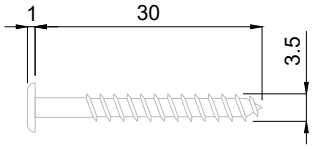

Materiale/*Material*: Acciaio zincato/*Steel*
Colore/*Colour*: Inox
Vite 3.5x25mm testa piana/*3.5x30mm Screw*

LVP35

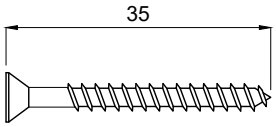

Materiale/*Material*: Acciaio zincato/*Steel*
Colore/*Colour*: Inox
Vite 3.5x25mm testa svasata piana/
3.5x35mm Screw

LVP60

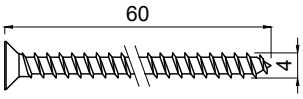

Materiale/*Material*: Acciaio zincato/*Steel*
Colore/*Colour*: Inox
Vite 4x60mm testa svasata piana/
4x60mm screw

LVP106

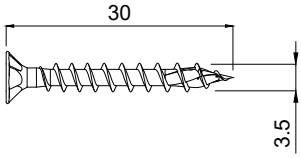

Materiale/*Material*: Acciaio zincato/*Steel*
Colore/*Colour*: Inox
Vite autoforante 3.5x30mm testa svasata piana/
3.5x30mm screw

FS12

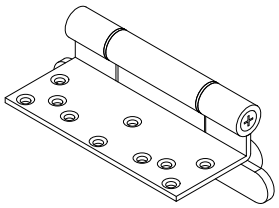

Materiale/*Material*: Acciaio/*Steel*
Colore/*Colour*: Inox-RAL9005/*Inox-RAL9005*
Cerniere regolabile per apertura esterna/
Outward opening hinge

FS14

viti incluse
screws included

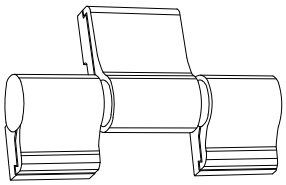

Materiale/*Material*: Acciaio/*Steel*
Colore/*Colour*: A richiesta/*On request*
Cerniere a 3 ali regolabili per apertura esterna/
Outward opening hinge

FS14/DIMA

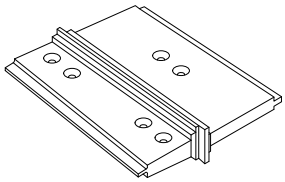

Materiale/*Material*: Acciaio/*Steel*
Colore/*Colour*: -
Dima per montaggio FS14/*Template for FS14*

DE04S

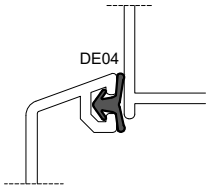

Materiale/*Material*: TPE
Colore/*Colour*: Bianco-Nero-Marrone/ White-*Black-Brown*

DE10

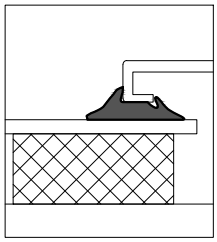

Materiale/*Material*: TPE
Colore/*Colour*: Nero/*Black*

DE25

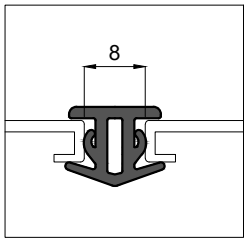

Materiale/*Material*: TPE
Colore/*Colour*: Nero/*Black*

DE27

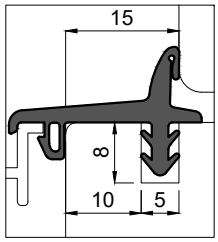

Materiale/*Material*: EPDM
Colore/*Colour*: Nero/*Black*

DE27/E

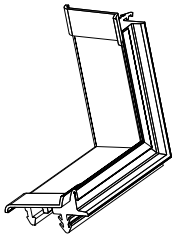

Materiale/*Material*: EPDM
Colore/*Colour*: Nero/*Black*

DE27/R

TELAIO DE27 VULCANIZZATO

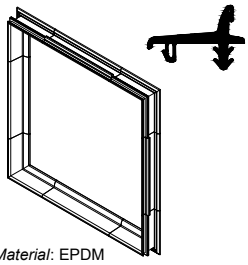

Materiale/*Material*: EPDM
Colore/*Colour*: Nero/*Black*

DE28

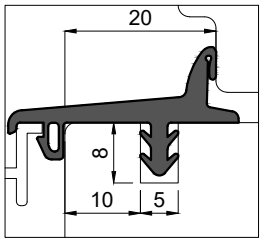

Materiale/*Material*: EPDM
Colore/*Colour*: Nero/*Black*

DE28/E

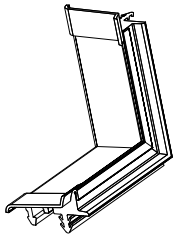

Materiale/*Material*: EPDM
Colore/*Colour*: Nero/*Black*

DE28/R

TELAIO DE28 VULCANIZZATO

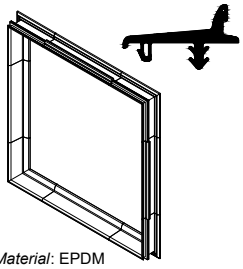

Materiale/*Material*: EPDM
Colore/*Colour*: Nero/*Black*

DE30

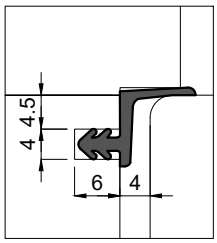

Materiale/*Material*: EPDM
Colore/*Colour*: Nero/*Black*

DE31

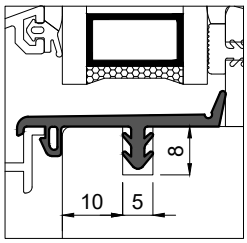

Materiale/*Material*: EPDM
Colore/*Colour*: Nero/*Black*

DE34

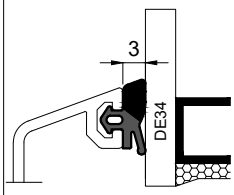

Materiale/*Material*: EPDM coestruso
Colore/*Colour*: Nero/*Black*

DE35

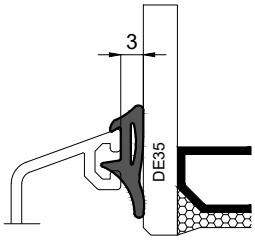

Materiale/*Material*: EPDM
Colore/*Colour*: Nero/*Black*

DE37

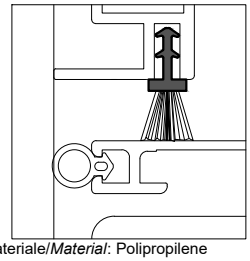

Materiale/*Material*: Polipropilene
Colore/*Colour*: Nero/*Black*

DE38

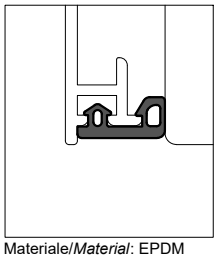

Materiale/*Material*: EPDM
Colore/*Colour*: Nero/*Black*

DE40

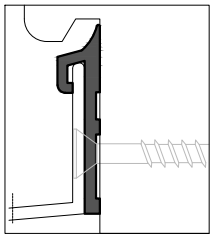

Materiale/*Material*: EPDM
Colore/*Colour*: Nero/*Black*

DE41

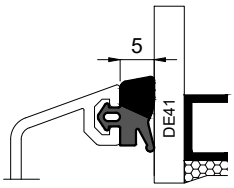

Materiale/*Material*: EPDM coestruso
Colore/*Colour*: Nero/*Black*

DE42

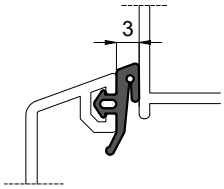

Materiale/*Material*: EPDM
Colore/*Colour*: Nero/*Black*

DE45

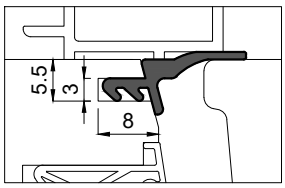

Materiale/*Material*: TPE
Colore/*Colour*: Nero-Marrone/*Black-Brown*

DE47

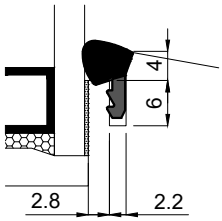

Materiale/*Material*: EPDM coestruso
Colore/*Colour*: Nero/*Black*

DE48

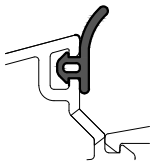

Materiale/*Material*: EPDM
Colore/*Colour*: Nero/*Black*

DE49

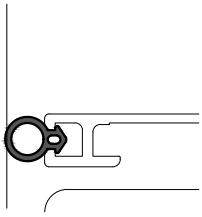

Materiale/*Material*: EPDM
Colore/*Colour*: Nero/*Black*

DE53

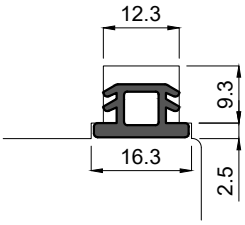

Materiale/*Material*: TPE
Colore/*Colour*: Nero-Marrone/*Black-Brown*

DE54

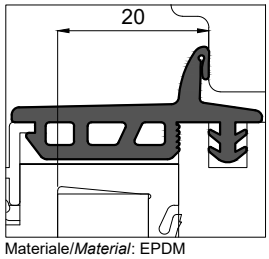

Materiale/*Material*: EPDM
Colore/*Colour*: Nero/*Black*

DE58

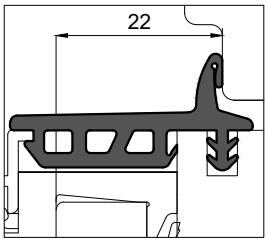

Materiale/*Material*: EPDM
Colore/*Colour*: Nero/*Black*

DE59

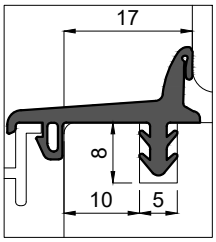

Materiale/*Material*: EPDM
Colore/*Colour*: Nero/*Black*

DE60

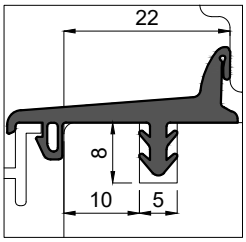

Materiale/*Material*: EPDM
Colore/*Colour*: Nero/*Black*

DE81

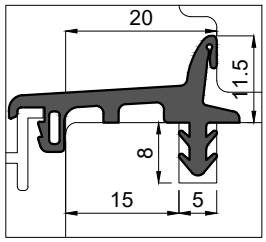

Materiale/*Material*: EPDM
Colore/*Colour*: Nero/*Black*

DE82

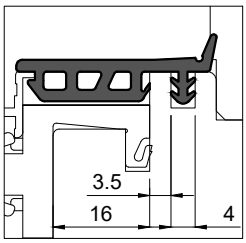

Materiale/*Material*: EPDM
Colore/*Colour*: Nero/*Black*

DE84

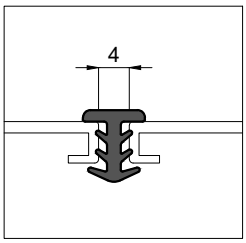

Materiale/*Material*: EPDM
Colore/*Colour*: Nero/*Black*

DE85

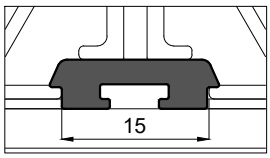

Materiale/*Material*: EPDM
Colore/*Colour*: Nero/*Black*

DE86

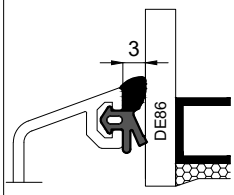

Materiale/*Material*: EPDM coestruso
Colore/*Colour*: Nero/*Black*

DE87

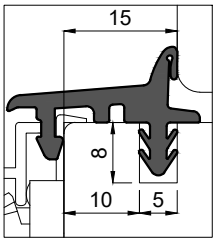

Materiale/*Material*: EPDM
Colore/*Colour*: Nero/*Black*

DE87/R

TELAIO DE87
VULCANIZZATO

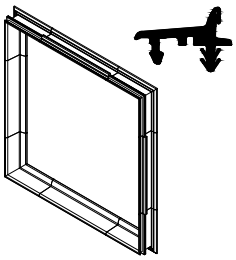

Materiale/*Material*: EPDM
Colore/*Colour*: Nero/*Black*

DE100

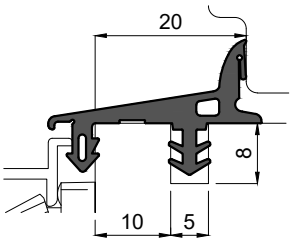

Materiale/*Material*: EPDM
Colore/*Colour*: Nero/*Black*

DE100/E

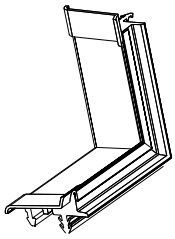

Materiale/*Material*: EPDM
Colore/*Colour*: Nero/*Black*

DE100/R

TELAIO DE100
VULCANIZZATO

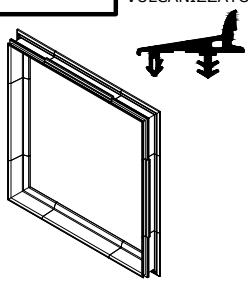

Materiale/*Material*: EPDM
Colore/*Colour*: Nero/*Black*

DE101

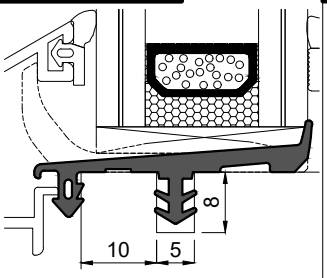

Materiale/*Material*: EPDM
Colore/*Colour*: Nero/*Black*

DE103

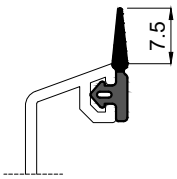

Materiale/*Material*: EPDM coestruso
Colore/*Colour*: Nero/*Black*

DE113

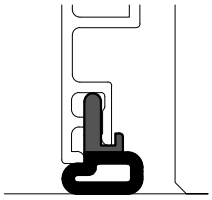

Materiale/*Material*: EPDM coestruso
Colore/*Colour*: Nero/*Black*

DE117

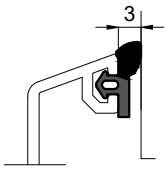

Materiale/*Material*: EPDM coestruso
Colore/*Colour*: Nero/*Black*

DE121

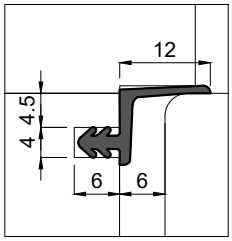

Materiale/*Material*: EPDM
Colore/*Colour*: Nero/*Black*

DE125

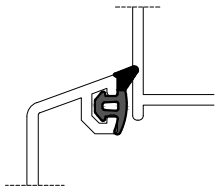

Materiale/*Material*: EPDM coestruso
Colore/*Colour*: Nero/*Black*

DE126

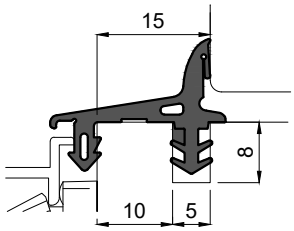

Materiale/*Material*: EPDM
Colore/*Colour*: Nero/*Black*

DE126/E

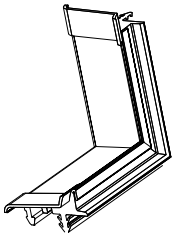

Materiale/*Material*: EPDM
Colore/*Colour*: Nero/*Black*

DE127

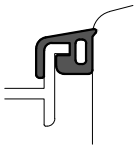

Materiale/*Material*: EPDM
Colore/*Colour*: Nero/*Black*

DE129

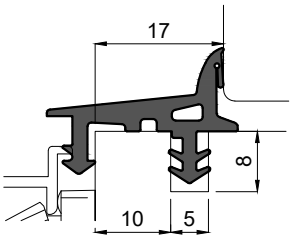

Materiale/*Material*: EPDM
Colore/*Colour*: Nero/*Black*

DE129/R

TELAIO DE129
VULCANIZZATO

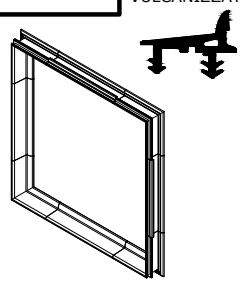

Materiale/*Material*: EPDM
Colore/*Colour*: Nero/*Black*

DE130

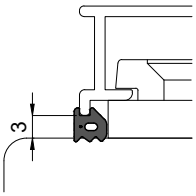

Materiale/*Material*: EPDM
Colore/*Colour*: Nero/*Black*

DE132D

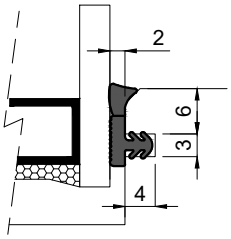

Materiale/*Material*: EPDM coestruso
Colore/*Colour*: Nero/*Black*

DE133

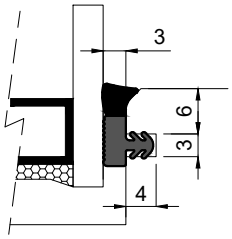

Materiale/*Material*: EPDM coestruso
Colore/*Colour*: Nero/*Black*

DE134

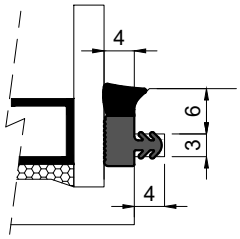

Materiale/*Material*: EPDM coestruso
Colore/*Colour*: Nero/*Black*

DE136

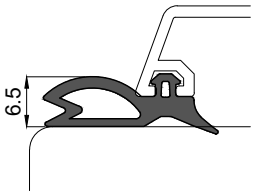

Materiale/*Material*: EPDM
Colore/*Colour*: Nero/*Black*

DE140

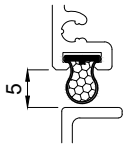

Materiale/*Material*: Schiuma cellulare rivestita
Colore/*Colour*: Nero/*Black*

DE141

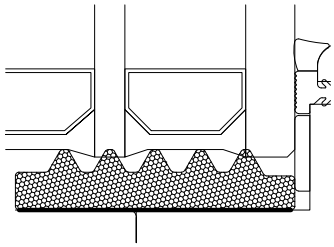

Materiale/*Material*: Polietilene
Colore/*Colour*: Grigio/*Gray*

DE146

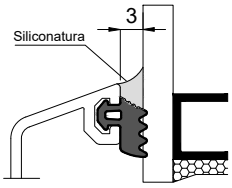

Materiale/*Material*: EPDM
Colore/*Colour*: Nero/*Black*

DE147

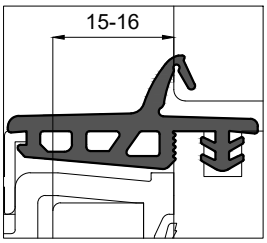

Materiale/*Material*: EPDM
Colore/*Colour*: Nero/*Black*

DE149

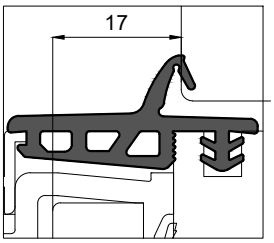

Materiale/*Material*: EPDM
Colore/*Colour*: Nero/*Black*

DE155

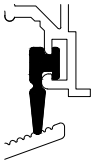

Materiale/*Material*: TPE Coestruso
Colore/*Colour*: Nero/*Black*

DE161

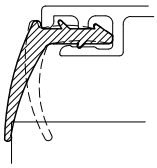

Materiale/*Material*: EPDM
Colore/*Colour*: Nero/*Black*

DE171

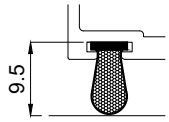

Materiale/*Material*: Schiuma cellulare rivestita
Colore/*Colour*: Nero/*Black*

DE174

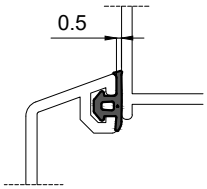

Materiale/*Material*: EPDM
Colore/*Colour*: Nero/*Black*

DE176

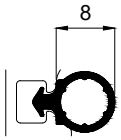

Materiale/*Material*: Silicone/Silicon
Colore/*Colour*: Nero/*Black*

DE186

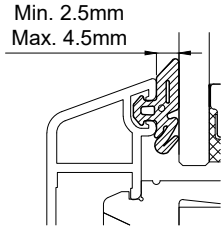

Materiale/*Material*: EPDM
Colore/*Colour*: Nero/*Black*

DE402

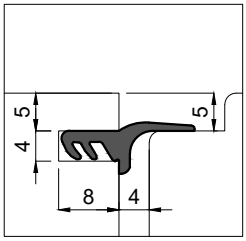

Materiale/*Material*: EPDM
Colore/*Colour*: Nero/*Black*

DR01/15

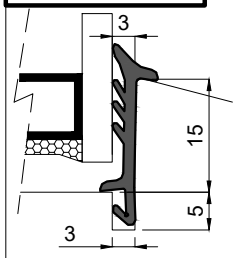

Materiale/*Material*: TPE
Colore/*Colour*:Bianco-Marrone-Nero/
White-Brown-Black

DR01/18 S

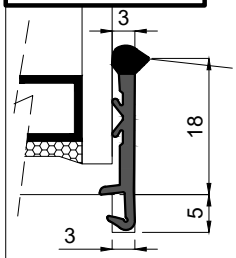

Materiale/*Material*: EPDM coestruso
Colore/*Colour*:Bianco-Marrone-Nero/
White-Brown-Black

DR01/20 S

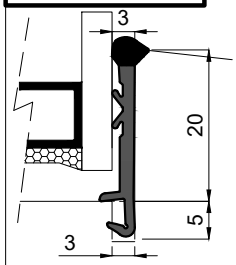

Materiale/*Material*: EPDM coestruso
Colore/*Colour*:Bianco-Marrone-Nero/
White-Brown-Black

GP50

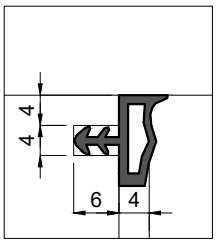

Materiale/*Material*: PVC
Colore/*Colour*:Marrone-Nero-Bianco/
Brown-White-*Black*

FG06

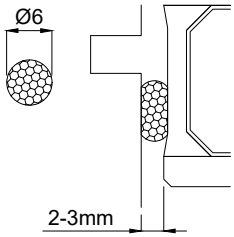

Materiale/*Material*: Polietileno espanso
Colore/*Colour*: Grigio/Gray

FG08

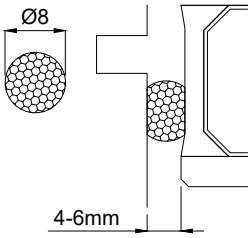

Materiale/*Material*: Polietileno espanso
Colore/*Colour*: Grigio/Gray

FG10

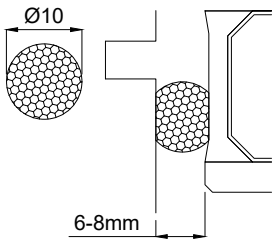

Materiale/*Material*: Polietileno espanso
Colore/*Colour*: Grigio/Gray

LCN09

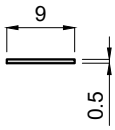

Materiale/*Material*: Biadesivo/*Biadhesive tape*
Colore/*Colour*:Trasparente/*Trasparent*

LCN09-1N

Confezione/*Package*: 33 mt.

LCN09-1N-11

Confezione/*Package*: 11 mt.

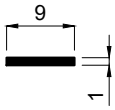

Materiale/*Material*: Biadesivo/*Biadhesive tape*
Colore/*Colour*:Nero/*Black*

LCN19

Confezione/*Package*: 33 mt.

LCN19-11

Confezione/*Package*: 11 mt.

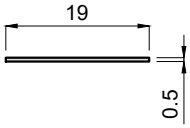

Materiale/*Material*: Biadesivo/*Biadhesive tape*
Colore/*Colour*:Trasparente/*Trasparent*

LCN19-1N

Confezione/*Package*: 33 mt.

LCN19-1N-11

Confezione/*Package*: 11 mt.

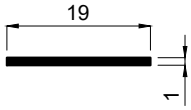

Materiale/*Material*: Biadesivo/*Biadhesive tape*
Colore/*Colour*:Nero/*Black*

LCN23-1N

Confezione/*Package*: 11 mt.

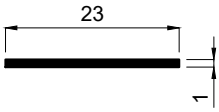

Materiale/*Material*: Biadesivo/*Biadhesive tape*
Colore/*Colour*:Nero/*Black*

LCN32

Confezione/*Package*: 33 mt.

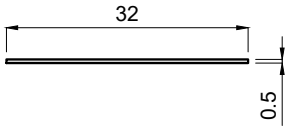

Materiale/*Material*: Biadesivo/*Biadhesive tape*
Colore/*Colour*:Trasparente/*Trasparent*

LCN32-1N

Confezione/*Package*: 33 mt.

LCN32-1N-11

Confezione/*Package*: 11 mt.

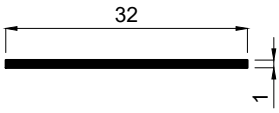

Materiale/*Material*: Biadesivo/*Biadhesive tape*
Colore/*Colour*:Nero/*Black*

LG14/4BN

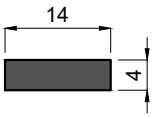

Materiale/*Material*: Biadesivo/*Biadhesive foam tape*
Colore/*Colour*: Nero/*Black*

LG14/4BB

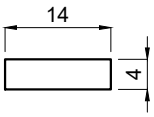

Materiale/*Material*: Biadesivo/*Biadhesive foam tape*
Colore/*Colour*: Bianco/*White*

LG22/4BN

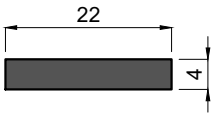

Materiale/*Material*: Biadesivo/*Biadhesive foam tape*
Colore/*Colour*: Nero/*Black*

LG22/4BB

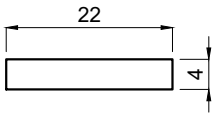

Materiale/*Material*: Biadesivo/*Biadhesive foam tape*
Colore/*Colour*: Bianco/*White*

LSP/6	Confezione/*Package*: 500 mt.
LSP/6-100	Confezione/*Package*: 100 mt.

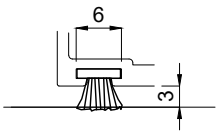

Materiale/*Material*: Polipropilene
Colore/*Colour*: Nero/*Black*

LSP/8	Confezione/*Package*: 375 mt.
LSP/8-100	Confezione/*Package*: 100 mt.

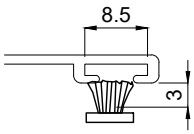

Materiale/*Material*: Polipropilene
Colore/*Colour*: Nero/*Black*

LSP/9	Confezione/*Package*: 175 mt.
LSP/9-100	Confezione/*Package*: 100 mt.

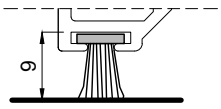

Materiale/*Material*: Polipropilene
Colore/*Colour*: Nero/*Black*

NASTRI A COMPRESSIONE

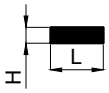

Codice	L	H	Confezione (metri)
LG10/3	10	3	440
LG13/3	13	3	280
LG15/3	15	3	320
LG20/6	20	6	120
LG20/8	20	8	60
LG20/10	20	10	60
LG30/5	30	5	80

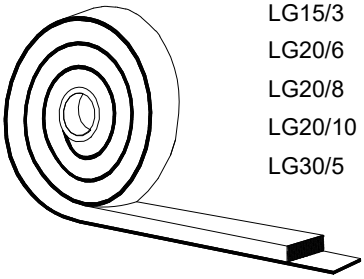

MATERIALE: Neoprene
COLORE: Nero

NASTRI AD ESPANSIONE

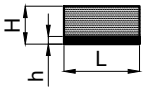

Codice	L	H	h	Confezione (metri)
GE10/10	10	10	2	440
GE15/15	15	15	3	256
GE15/20	15	20	4	192
GE20/10	20	10	2	240
GE20/20	20	20	4	144

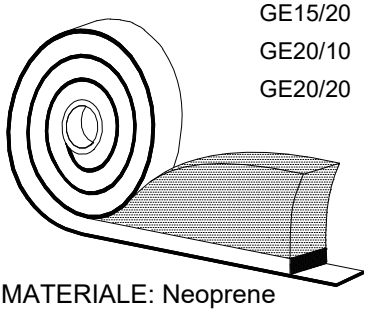

MATERIALE: Neoprene
COLORE: Nero

PERCENTUALE DI COMPRESSIONE

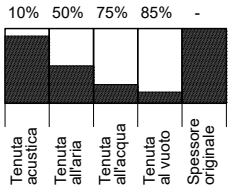

LS8A

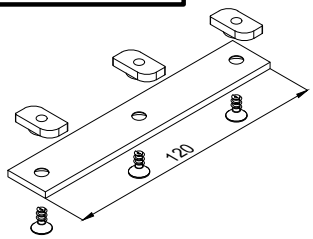

Materiale/*Material*: Alluminio/*Aluminium*
Colore/*Colour*: Grezzo/*Raw*
Squadretta assemblaggio a croce/
Crossbar fastener

LS8B

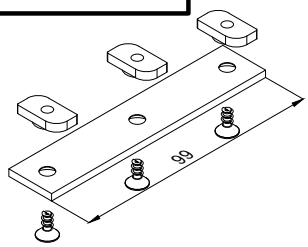

Materiale/*Material*: Alluminio/*Aluminium*
Colore/*Colour*: Grezzo/*Raw*
Squadretta assemblaggio a croce/
Crossbar fastener

LS9A

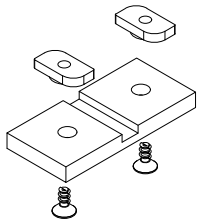

Materiale/*Material*: Alluminio/*Aluminium*
Colore/*Colour*: Grezzo/*Raw*
Squadretta di allineamento/*Joint for alignment purpose*

LS15

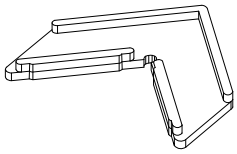

Materiale/*Material*: ABS
Colore/*Colour*: Nero/*Black*
Squadretta di allineamento/*Corner joint for alignment purpose*

LS19/A

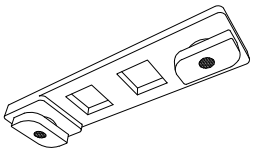

Materiale/*Material*: Zama/*Aluminium*
Colore/*Colour*: Grezzo/*Raw*
Squadretta assemblaggio traversi/
Crossbar fastener

LS21/A

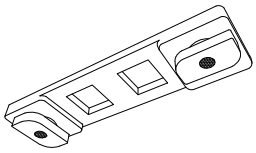

Materiale/*Material*: Zama/*Aluminium*
Colore/*Colour*: Grezzo/*Raw*
Squadretta assemblaggio traversi/
Crossbar fastener

LS32

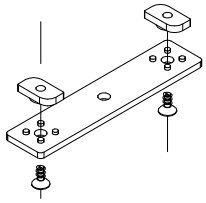

Materiale/*Material*: Zama/*Aluminium*
Colore/*Colour*: Grezzo/*Raw*
Squadretta assemblaggio traversi/
Crossbar fastener

LS83N

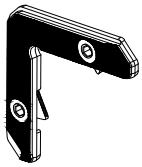

Materiale/*Material*: Alluminio/*Aluminium*
Colore/*Colour*: Nero/*Black*
Squadretta di allineamento/*Corner joint for alignment purpose*

LS85-A

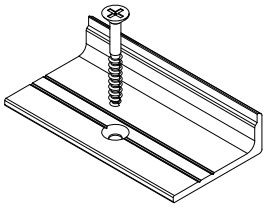

Materiale/*Material*: Alluminio/Aluminium
Colore/*Colour*: Grezzo/*Raw*
Squadretta rinforzo fissi/*Reinforcement for fixed glazing*

LS96

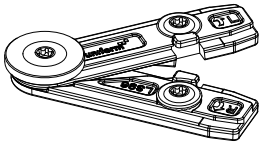

Materiale/*Material*: Alluminio/Aluminium
Colore/*Colour*: Grezzo/*Raw*
Squadretta angolo variabile/Adjustable angle joint

LS108-B

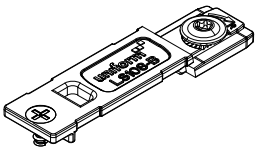

Materiale/*Material*: Alluminio/*Aluminium*
Colore/*Colour*: Grezzo/*Raw*
Squadretta assemblaggio traversi/
Crossbar fastener Aluminium

LS109/B

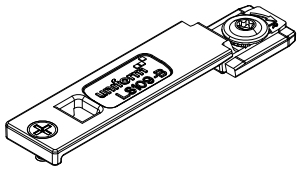

Materiale/*Material*: Alluminio/*Aluminium*
Colore/*Colour*: Grezzo/*Raw*
Squadretta assemblaggio traversi/
Crossbar fastener Aluminium

LS119

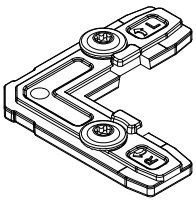

Materiale/*Material*: Alluminio/*Aluminium*
Colore/*Colour*: Grezzo/*Raw*
Squadretta assemblaggio a vite degli angoli/
Corner joint to be screwed

LS150

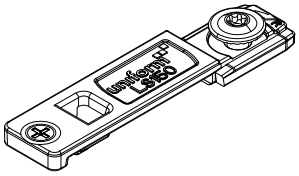

Materiale/*Material*: Alluminio/*Aluminium*
Colore/*Colour*: Grezzo/*Raw*
Squadretta assemblaggio traversi/
Crossbar fastener Aluminium

LS200

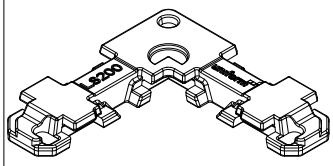

Materiale/*Material*: Alluminio/*Aluminium*
Colore/*Colour*: Grezzo/*Raw*
Squadretta assemblaggio per LACV-98/
LACV-98 Corner joint

LS200R

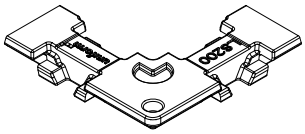

Materiale/*Material*: Alluminio/*Aluminium*
Colore/*Colour*: Grezzo/*Raw*
Squadretta assemblaggio per LACV-98/
LACV-98 Corner joint

LD04

Materiale/*Material*: Acciaio/*Steel*
Rullino per montaggio guarnizioni/*Gasket roller*

LD12

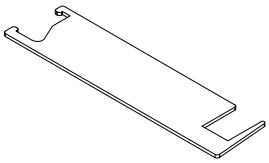

Materiale/*Material*: Acciaio/*Steel*
Chiave per clips LC3/*Wrench for clips LC3*

LD13

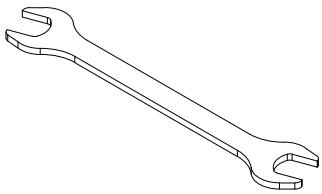

Materiale/*Material*: Acciaio/*Steel*
Chiave per clips
LC26-LC50-LC62-LC80/*Wrench for clips*
LC26-LC50-LC62-LC80

LD25

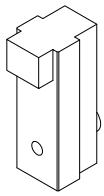

Materiale/*Material*: Alluminio/*Aluminium*
Dima di foratura per LGT/*Template for drilling*

LD34

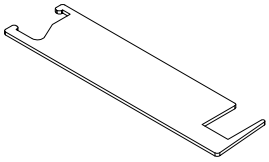

Materiale/*Material*: Acciaio/*Steel*
Chiave per clips LC31/*Wrench for clips LC31*

LD46



Materiale/*Material*: Acciaio/*Steel*
Chiave per clips: LC26-LC50-LC62-LC80/
Wrench for clips LC26-LC50-LC62-LC80

LD47

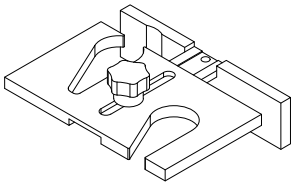

Materiale/*Material*: Alluminio/*Aluminium*
Dima regolabile per LC4-LC4/7 / Adjustable
template for positioning clips LC4-LC4/7

LD48

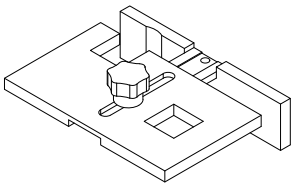

Materiale/*Material*: Alluminio/*Aluminium*
Dima regolabile per LC26-LC50/*Adjustable*
template for positioning LC26-LC50

LD49

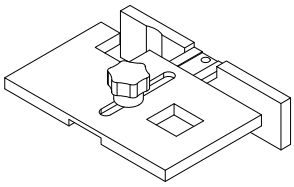

Materiale/*Material*: Alluminio/*Aluminium*
Dima regolabile per LC62/*Adjustable template*
for positioning LC62

LD50

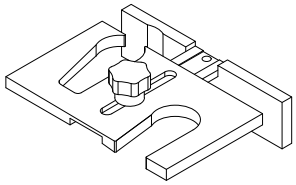

Materiale/*Material*: Alluminio/*Aluminium*
Dima regolabile per LC81/*Adjustable template*
for positioning LC81

LD66

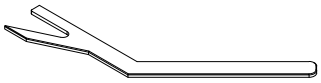

Materiale/*Material*: Acciaio/*Steel*
Chiave per clips
LC4-LC4/7-LC5-LC81/*Wrench for clips*
LC4-LC4-7-LC5-LC81

LD68

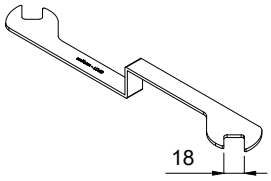

Materiale/*Material*: Acciaio/*Steel*
Chiave per clips LC26 e LC50/*Wrench for pivot clips*

LF1

Forbice per il taglio delle guarnizioni/*Scissor for cutting the gaskets*

LF2

Forbice per taglio a 45° delle guarnizioni/*Scissor for cutting 45° the gaskets*

LF2A

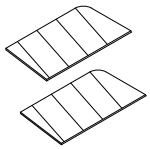

Coppia di lame per LF2 e LF4/*Pair of blades for LF2 and LF4*

LF2B

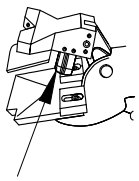

Inserto sagomato di ricambio per LF2/ *Upper blade for LF2*

LF2C

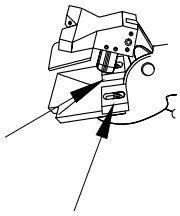

Coppia di blocchetti di riscontro per LF2 e LF4/*Template*

LF2D

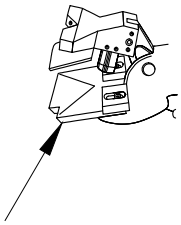

Base in Teflon di ricambio per LF2/*Teflon support for LF2*

LF4

Forbice per taglio a 45° delle guarnizioni sull'anta/*Scissor for cutting 45° the gasket on the sash*

LF4D

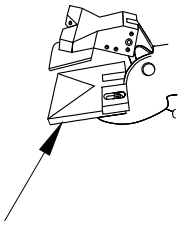

Base in Teflon di ricambio per LF4/*Teflon support for LF4*

LF5

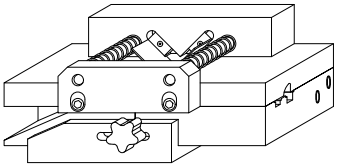

Attrezzatura per taglio a misura guarnizione DE81/*Equipment for cutting to size gasket DE81*

LF5A

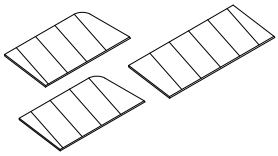

Tris di coltelli di ricambio per attrezzatura per taglio guarnizioni/*Blades for scissors(3 pcs.)*

LF6

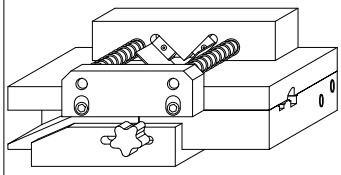

Attrezzatura per taglio a misura guarnizione DE27-DE126/*Equipment for cutting to size gasket DE27-DE126*

LF7

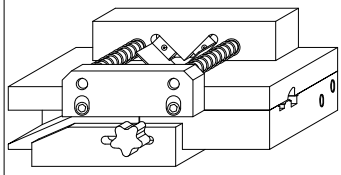

Attrezzatura per taglio a misura guarnizione DE28/*Equipment for cutting to size gasket DE28*

LF8

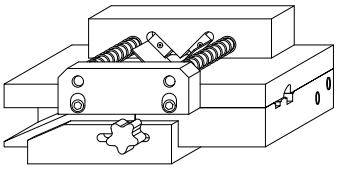

Attrezzatura per taglio a misura guarnizione DE147/*Equipment for cutting to size gasket DE147*

LF10

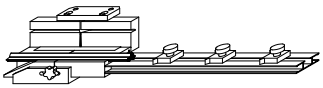

Asta millimetrata con fermi per taglio a misura delle guarnzioni/*Graduated rod for cutting the gaskets*

LF12

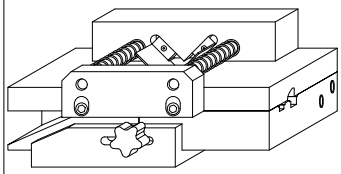

Attrezzatura per taglio a misura guarnizione DE54/*Equipment for cutting to size gasket DE54*

LF13

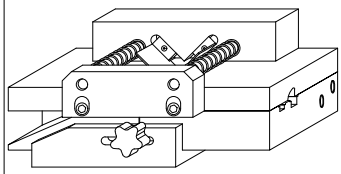

Attrezzatura per taglio a misura guarnizione DE149/*Equipment for cutting to size gasket DE149*

LF14

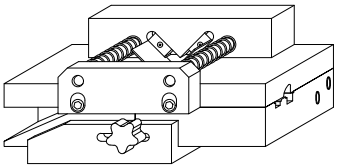

Attrezzatura per taglio a misura guarnizione DE58/*Equipment for cutting to size gasket DE58*

LF15

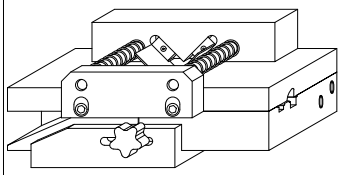

Attrezzatura per taglio a misura guarnizione DE59-DE129/*Equipment for cutting to size gasket DE59-DE129*

LF16

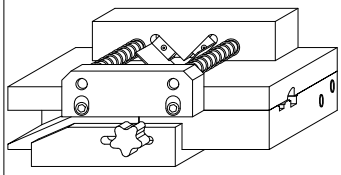

Attrezzatura per taglio a misura guarnizione DE60/*Equipment for cutting to size gasket DE60*

LF19

Forbice per incisione guarnizione per traversi intermedi telaio/*Scissor*

LF20

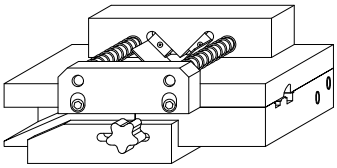

Attrezzatura per taglio a misura guarnizione DE100/*Equipment for cutting to size gasket DE100*

GB-BIMIXER

Erogatore per colla LC-PUB600E/*Dispenser*

GB-BIMIXER50

Set beccucci per LC-PUB600E

LC-PRIMER86

Primer per alluminio/*Aluminium Primer*

LC-PUB600E

Colla bicomponente per inglesine/*Glue for aluminium*

LC-TENAX

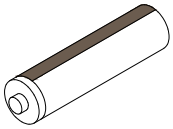

Colla per l'assemblaggio dei profili in alluminio/*Glue for the assembly of the aluminum profiles corners*

LC-RE

Colla cianoacrilica per l'incollaggio di guarnizioni in EPDM/*Glue for EPDM gaskets*

LACV-98 CIANFRINATRICE PNEUMATICA VERTICALE

NOTA: Comprensiva del portapunzoni MVX42603, punzoni LAPZ33(1 coppia montati) e della slitta LAC-SL15

COMPOSIZIONE DEI KIT PER LACV-98 IDONEI PER SQUADRETTA LS200

KIT BASE: **LAK05** (Sempre fornito) ⟶ LAC-SP8,5 / LAC-SP13 / LAC-SSSOFT

\+

KIT AGGIUNTIVO: **LAK06**

Codice/*Code*	Descrizione/*Description*	Distinta/ *List of Items*	Q.tà/ *Quantity*	Descrizione/*Description*
LAK06	Sistemi assemblabili con LAK05+LAK06: -Complanare -Flat-Line -Drop-Line -Bold-Line -Easy-Flat (Anta LA1129-LA1130)	**LAC-SS477**	1 pz	Supporto slitta per anta Complan./Flat
		LAC-SL10	1 pz	Slitta spessore 10 mm
		LAC-SB31	6 pz	Supporti in nylon per banco H=31,5 mm
		LAC-SP6	1 pz	Spessore superiore fine corsa da 6 mm
		LAC-SP12	1 pz	Spessore superiore fine corsa da 12 mm

■ RICAMBI PER FLAT-LINE

	Ricambi per LACV-98/*Parts for LACV-98 punching machine*		
Punzoni *Punches*	**MVX42603**	Testa portapunzoni standard *standard punches-platform*	
	LAPZ33	Coppia punzoni H=33 mm per LS200 *pair of punches H=33 mm*	
Spessori sup. *Upper spacers*	**LAC-SP2.5**	Spessore superiore 2.5 mm *upper spacer 2.5 mm thick*	
	LAC-SP6	Spessore superiore 6 mm *upper spacer 6 mm thick*	
	LAC-SP13	Spessore superiore 13 mm *upper spacer 13 mm thick*	
Slitte e supporti *Sledges,supports*	***LAC-SL10***	*Slitta ribassata spessore 10* mm *10 mm thick sledge*	
	LAC-SL15	*Slitta ribassata spessore 15*mm *15mm thick sledge*	
	LAC-SB31	*Supporto in Nylon per banco H=31,5 mm*	
	LAC-SS181	Supporto slitta per LA883 *support of the sledge for LA883 profile*	
	LAC-SS477	Supporto slitta per profili anta *support of the sledge for sash profiles*	

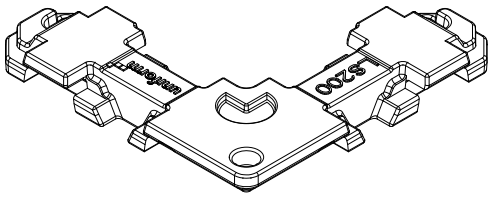

Cianfrinatura con squadretta LS200

LACV-1 PUNZONATRICE PNEUMATICA PER ASOLE DI SCARICO ACQUA

NOTA: idonea per accessori LC11-LC60-LC807

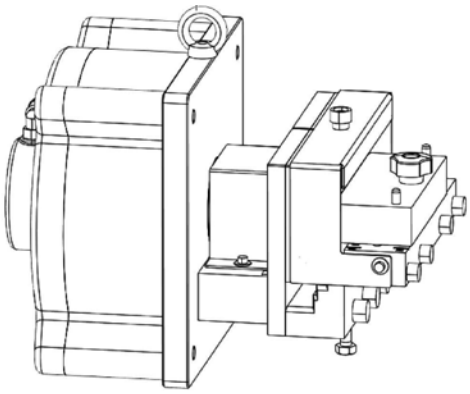

ACCESSORI e RICAMBI PER LACV-1

MMX46603	Matrice
MPX45426	Punzone